

Extension Agricultural Weather Report

January 13, 2020 - January 20, 2020

STATEWIDE CROP SUMMARY

(Data provided by the National Agricultural Statistics Service Crop Progress and Condition Report)

General

There were 6.7 days suitable for field work. Precipitation estimates ranged from no rain in multiple locations to 4.86 inches in Gonzales (Escambia County). The average temperature ranged from 64.0°F in Jasper (Hamilton County) to 77.0°F in Key West (Monroe County).

Livestock and Pastures

Cooler weather helped improve cattle health and condition. Cattle condition remained mostly good to excellent throughout the state.

Fruits and Vegetables

Growers in Manatee County laid plastic in preparation for tomato planting, which reportedly will take place soon. Preparations were under way for protection of multiple crops from upcoming cold weather.

Field Crops

Sugarcane harvesting continued.

Citrus

Maximum temperatures ranged from the low to upper 80s across the citrus growing region, with Bartow (Polk County) reaching 86°F. The greatest amount of rainfall occurred in Lakeland (Polk County), which measured 1.06 inches, followed by Vero Beach (Indian River County), which measured 0.65 inches.

According to the January 16, 2020 U.S. Drought Monitor, abnormally dry conditions persisted in parts of Collier and Hendry counties, while the rest of the citrus growing area remained drought free.

Grove activities included pre-harvest mowing, spraying, fertilizing, and general maintenance. Packinghouses were packing several midseason varieties, most of which were Tango, Orri, and Juicy Crunch tangerines (Murcotts).

Processing plants were processing field run fruit and packinghouse eliminations.

Non-Valencia harvest was in full swing.

Weekly early and midseason orange harvest surpassed three million boxes for the first time this season.

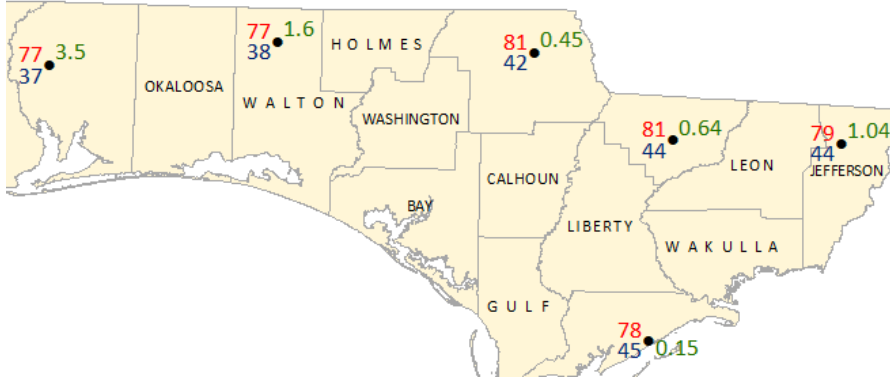
Soil Moisture Summary

(Data provided by the National Agricultural Statistics Service Crop Progress and Condition Report)

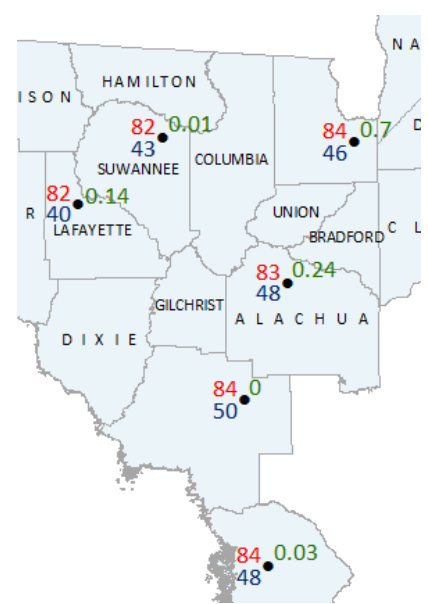
TOPSOIL	THIS WEEK (%)	PREVIOUS WEEK (%)
Very Short	4	1
Short	18	10
Adequate	75	89
Surplus	3	3

Weekly Temperature & Rainfall Data from FAWN Stations by District

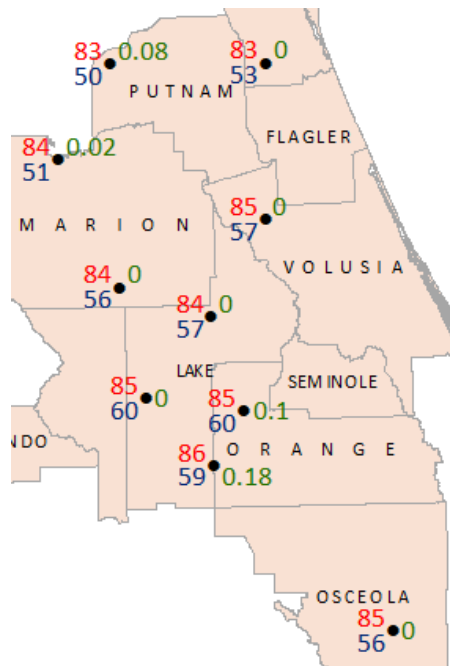
Northwest District



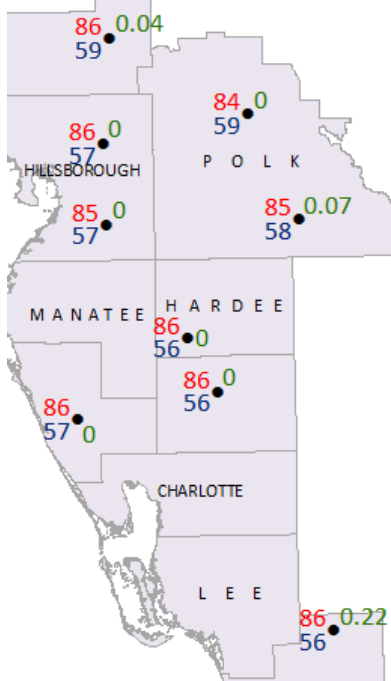
Northeast District



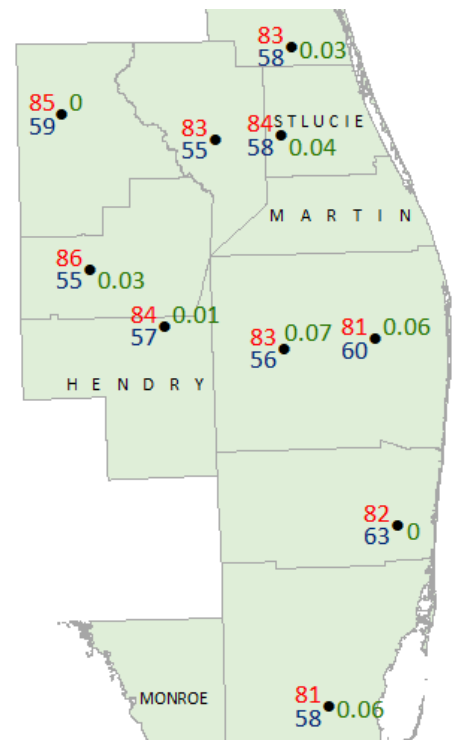
Central District



Southwest District



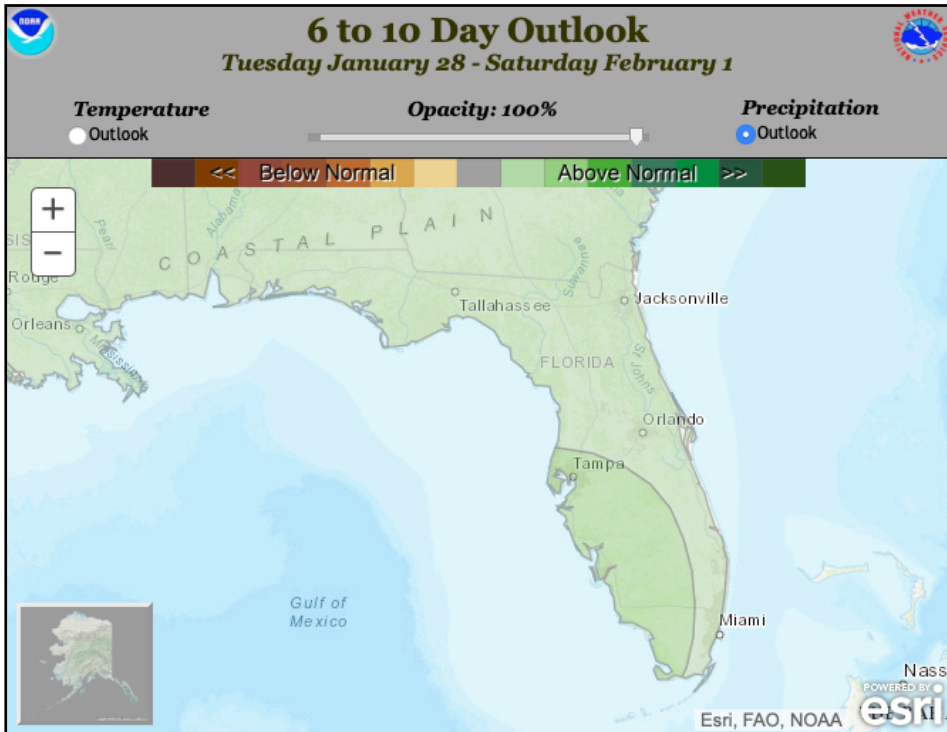
Southeast District



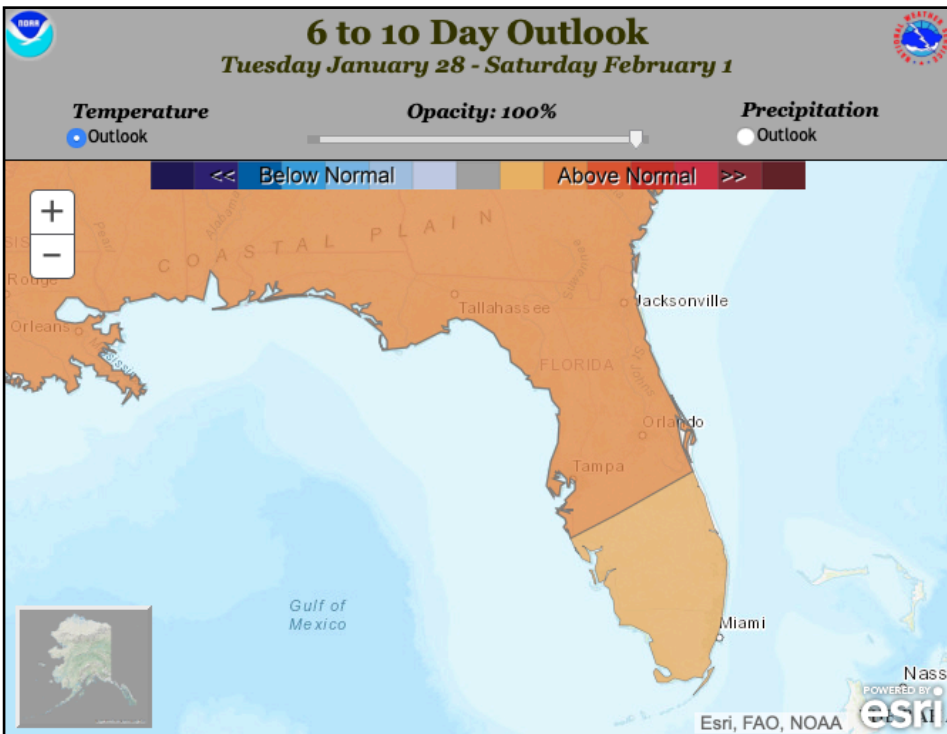
● 7-day rainfall (inches) ● 7-day Maximum Temperature (°F) ● 7-day Minimum Temperature (°F)



NWS 6-10 DAY OUTLOOKS



NWS 6-10 day Rainfall Outlook



NWS 6-10 day Temperature Outlook

