

Extension Agricultural Weather Report

March 02, 2020 - March 09, 2020

STATEWIDE CROP SUMMARY

(Data provided by the National Agricultural Statistics Service Crop Progress and Condition Report)

General

There were 6.6 days suitable for field work. Precipitation estimates ranged from no rain in multiple locations to 3.27 inches in Tallahassee (Leon County). The average temperature ranged from 59.1°F in Cross City (Dixie County) to 76.2°F in Marathon (Monroe County).

Livestock and Pastures

Wet conditions delayed field preparations in the panhandle. Winter grazing and small grains were harvested. Cattle condition remained mostly good throughout the state.

Fruits and Vegetables

Strawberry harvesting continued throughout the state. Multiple vegetable varieties were planted and harvested in the southern part of the state. Whitefly pressure on tomatoes caused some losses due to premature ripening.

Field Crops

Sugarcane harvesting continued.

Citrus

Maximum temperatures ranged from the high 70s to low 80s across the citrus growing region, with Sebring (Highlands County) reaching 82°F, and Clermont (Lake County) reaching 81°F. Precipitation was minimal across the citrus region, with

most stations reporting less than 0.1 inch.

According to the March 5, 2020 U.S. Drought Monitor, abnormally dry conditions persisted in much of the northern, western, and central areas, while the southern area and Indian River District remained drought free.

Midseason orange harvest was nearly complete, while Valencia orange harvest was ramping up.

Valencia oranges, and red and white grapefruit were being packed for the fresh market, while Honey and Royal Tangerines were harvested for the fresh market.

Grove activities included mowing, fertilizing, hedging, and spraying.

Irrigation was run several times in all areas.

Field staff reporting new growth, most trees in bloom, and even some very small fruit.

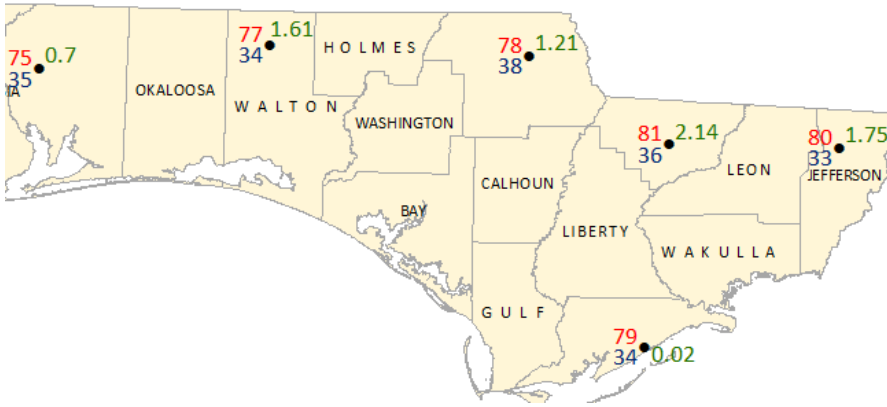
Soil Moisture Summary

(Data provided by the National Agricultural Statistics Service Crop Progress and Condition Report)

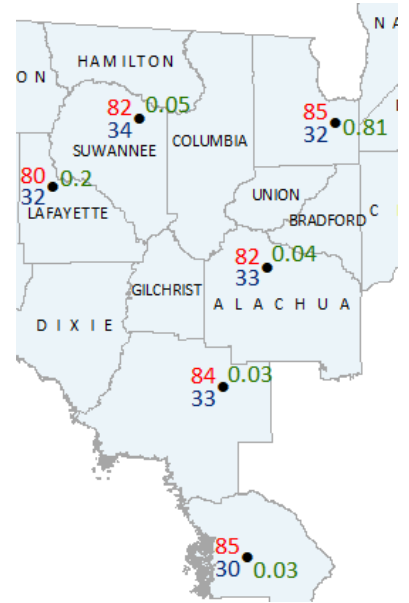
TOPSOIL	THIS WEEK (%)	PREVIOUS WEEK (%)
Very Short	0	1
Short	26	19
Adequate	71	76
Surplus	3	4

Weekly Temperature & Rainfall Data from FAWN Stations by District

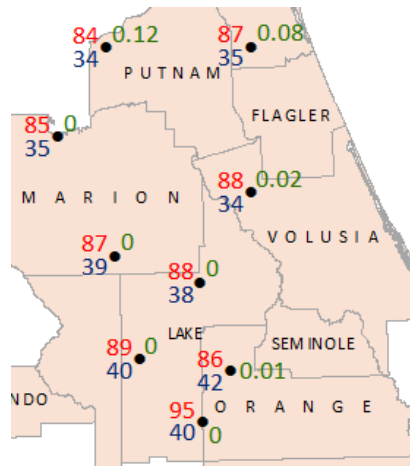
Northwest District



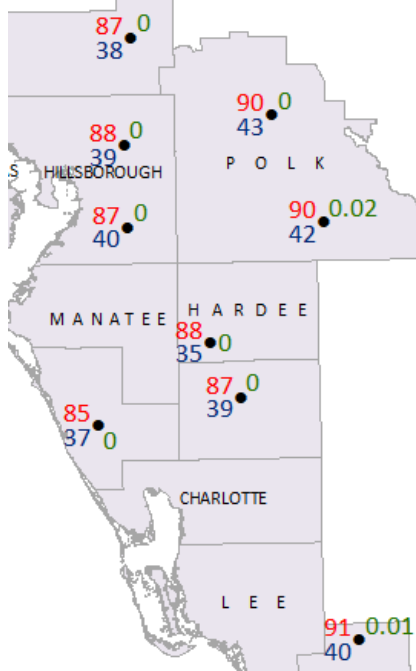
Northeast District



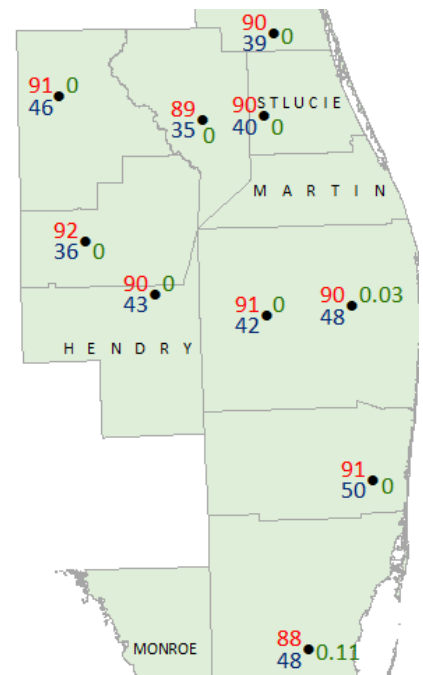
Central District



Southwest District



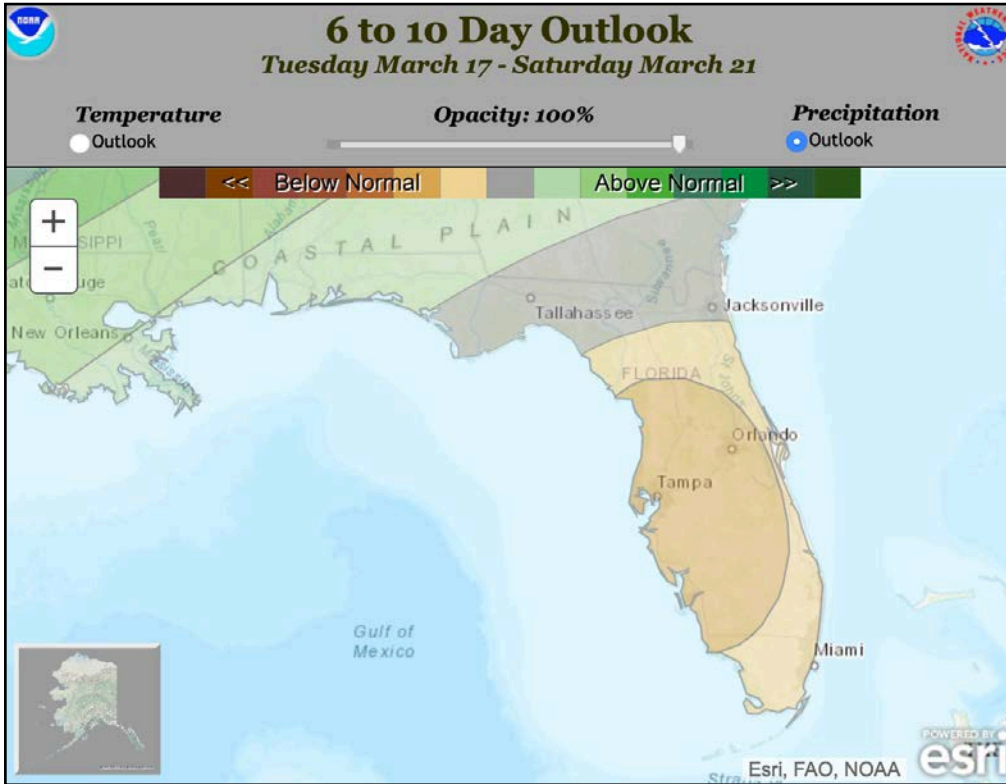
Southeast District



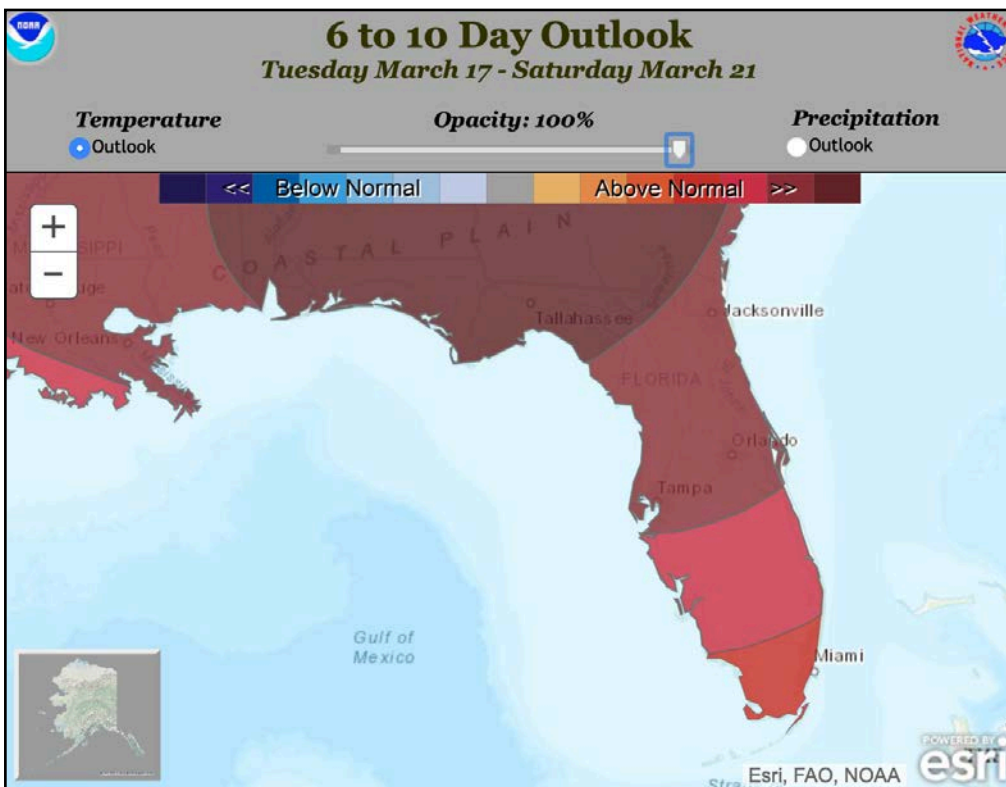
● 7-day rainfall (inches) ● 7-day Maximum Temperature (°F) ● 7-day Minimum Temperature (°F)



NWS 6-10 DAY OUTLOOK



NWS 6-10 day Rainfall Outlook



NWS 6-10 day Temperature Outlook

