

Extension Agricultural Weather Report

March 09, 2020 - March 16, 2020

STATEWIDE CROP SUMMARY

(Data provided by the National Agricultural Statistics Service Crop Progress and Condition Report)

General

There were 6.8 days suitable for field work.

Precipitation estimates ranged from no rain in multiple locations to 1.42 inches in Lantana (Palm Beach County).

The average temperature ranged from 63.0°F in Cross City (Dixie County) to 76.4°F in Key West (Monroe County).

Livestock and Pastures

Dry conditions negatively impacted pastures. Producers were supplying hay and water to cattle.

Cattle condition remained mostly good throughout the state.

Fruits and Vegetables

Strawberry harvesting continued throughout the state.

Multiple vegetable varieties were planted and harvested throughout the state.

Heavy whitefly pressure on tomatoes continued to cause losses due to virus and ripening issues.

Field Crops

Field preparation for cotton and peanuts began in the panhandle.

Some field corn planting began in the panhandle, and northern and central peninsula.

Sugarcane harvesting continued.

Citrus

Maximum temperatures were warmer than normal across the citrus growing region, with Winter Haven (Polk County) reaching 90°F.

Precipitation was minimal, with most stations reporting less than 0.1 inch.

According to the March 12, 2020 U.S. Drought Monitor, abnormally dry conditions persisted in much of the northern, western, and central areas, while the southern area and Indian River District remained drought free.

Early and Midseason orange harvest was nearly complete, while Valencia orange harvest continued strong, with nearly 2.5 million boxes harvested weekly.

Valencia oranges, and red and white grapefruit were being packed for the fresh market, while Honey, Royal, and Tango Tangerines were harvested for the fresh market.

Grove activities included fertilizing, hedging, and spraying for prevention of post-bloom fruit drop (PFD).

Irrigation was run routinely in all areas.

Most trees were in bloom, and even some showed very small fruit.

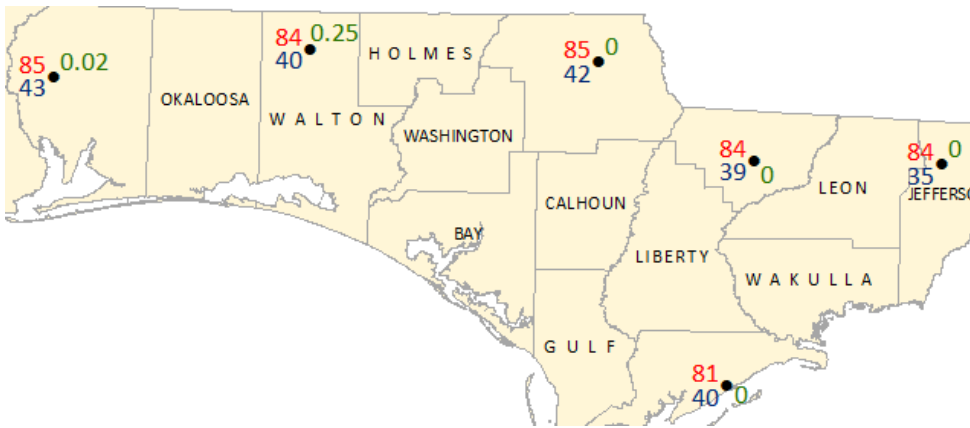
Soil Moisture Summary

(Data provided by the National Agricultural Statistics Service Crop Progress and Condition Report)

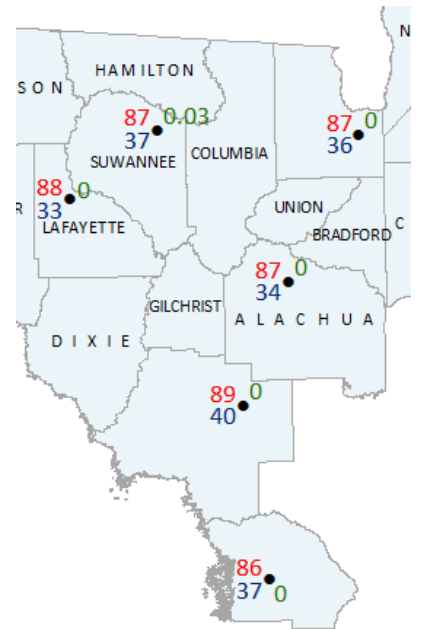
TOPSOIL	THIS WEEK (%)	PREVIOUS WEEK (%)
Very Short	1	0
Short	37	26
Adequate	61	61
Surplus	1	3

Weekly Temperature & Rainfall Data from FAWN Stations by District

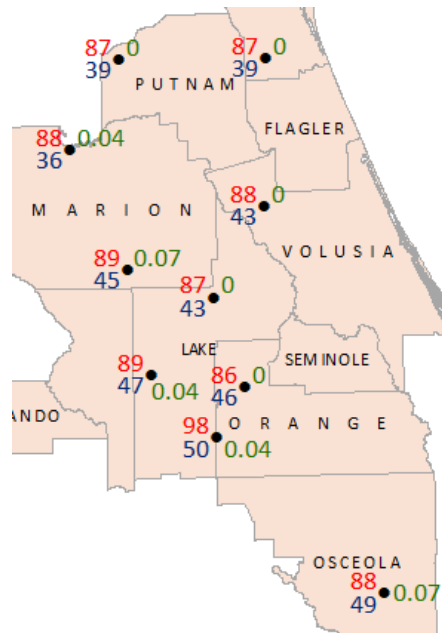
Northwest District



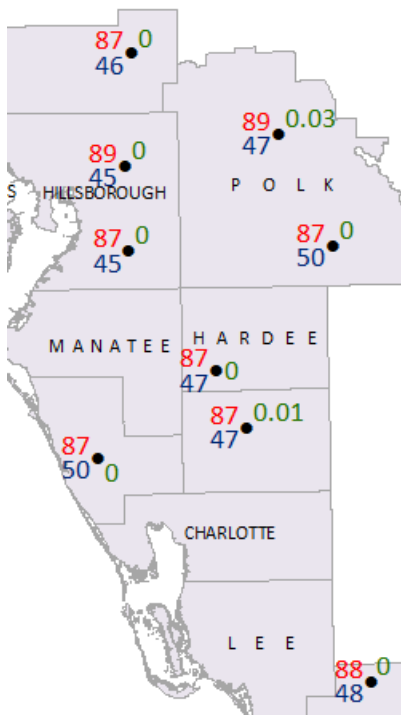
Northeast District



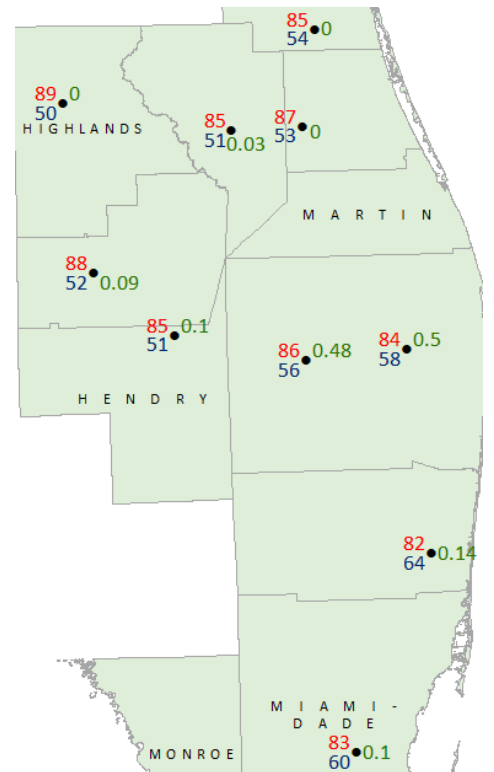
Central District



Southwest District



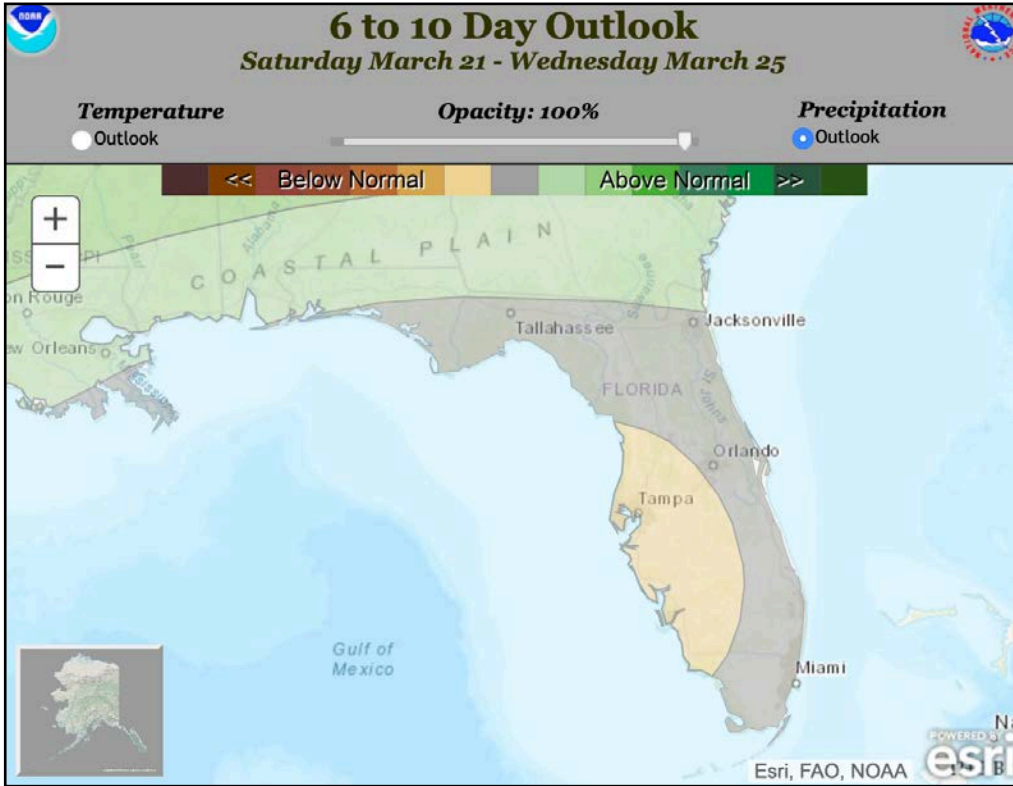
Southeast District



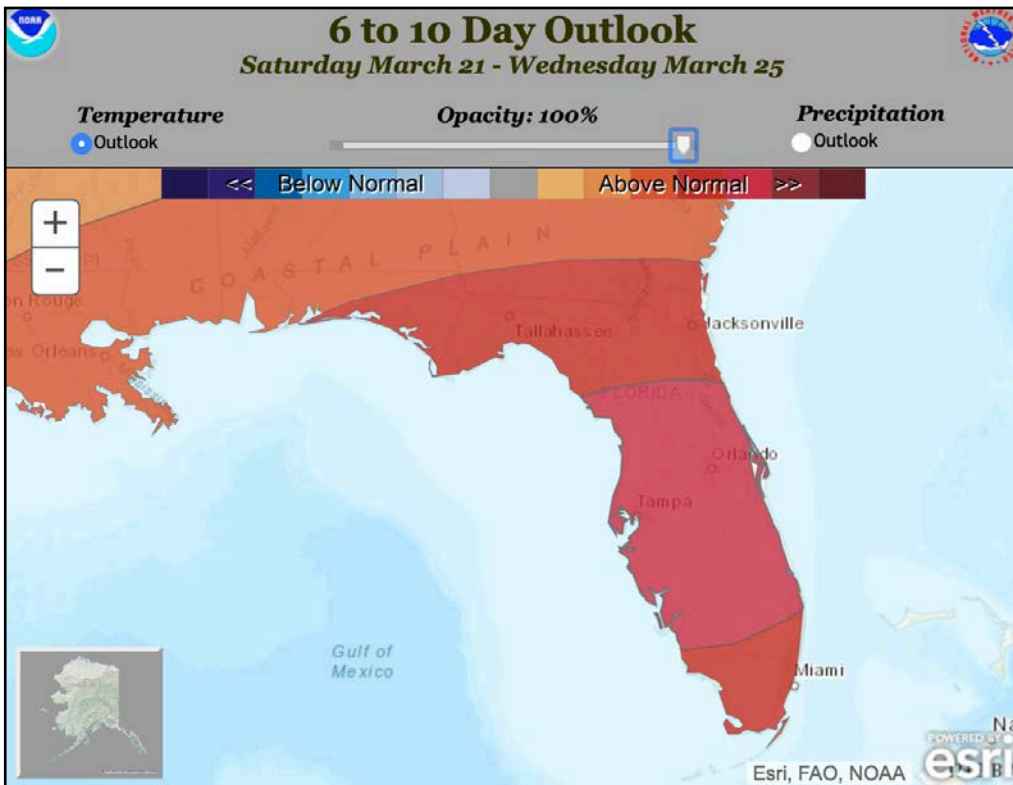
● 7-day rainfall (inches) ● 7-day Maximum Temperature (°F) ● 7-day Minimum Temperature (°F)



NWS 6-10 DAY OUTLOOK



NWS 6-10 day Rainfall Outlook



NWS 6-10 day Temperature Outlook

