

Extension Agricultural Weather Report

May 03, 2021 - May 10, 2021.

STATEWIDE CROP SUMMARY

(Data provided by the National Agricultural Statistics Service Crop Progress and Condition Report)

General

There were 6.3 days suitable for field work. Precipitation estimates ranged from trace amounts in a few locations to 5.3 inches in Pensacola (Escambia County). The average temperature ranged from 68.6°F in Glen St. Mary (Baker County) to 83.9°F at Hialeah (Miami-made County).

Livestock and Pastures

Cattle and pasture condition remained mostly fair to good throughout the state.

Fruits and Vegetables

A variety of fruits and vegetables were planted and marketed. Much of the panhandle received rainfall, with some flood damage and field preparation/planting delays reported.

Field Crops

Cotton planting continued across the state. Dry conditions limited peanut planting in some areas. Sugarcane harvest continued.

Citrus

Maximum temperatures were in the mid 90s across the citrus growing region. The citrus growing region received some beneficial rainfall, with LaBelle (Hendry County) receiving the most at 1.8 inches. According to the May 6, 2021 U.S. Drought Monitor, parts of the southern area and Indian River District

were under abnormally dry conditions, and a portion of Collier County was under moderate drought conditions. The rest of the growing region was drought free.

Valencias were harvested at just under two and a half million boxes weekly, with processing expected to continue through middle or late May.

Grove activities included mowing, fertilizing, hedging, herbicide application, nutritional application, taking care of young trees, general grove maintenance, and pushing/replanting of old trees.

Irrigation was run frequently in all areas.

Quarter to half dollar size fruit was reported for next season, with normal fruit drop occurring.

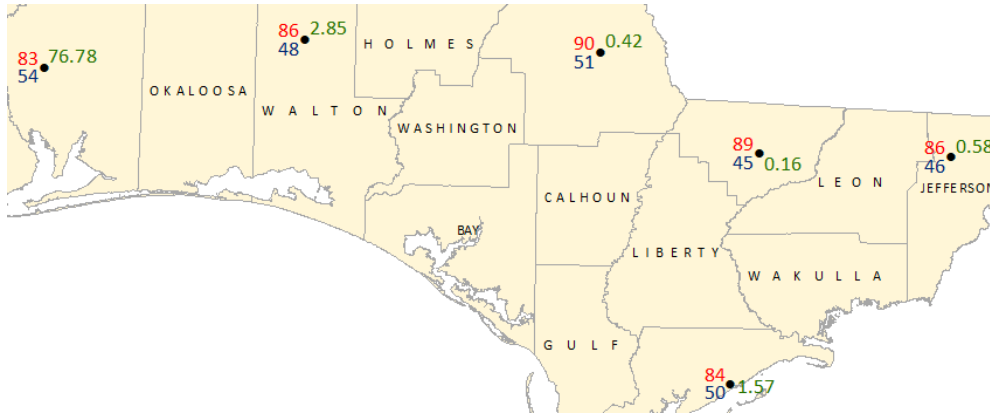
Soil Moisture Summary

(Data provided by the National Agricultural Statistics Service Crop Progress and Condition Report)

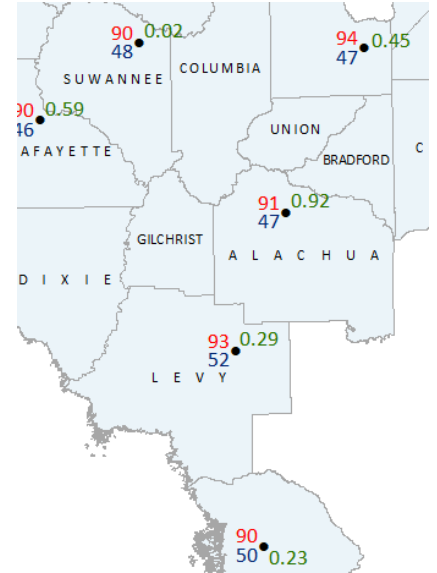
TOPSOIL	THIS WEEK (%)	PREVIOUS WEEK (%)
Very Short	2	4
Short	36	30
Adequate	57	59
Surplus	5	7

Weekly Temperature & Rainfall Data from FAWN Stations by District

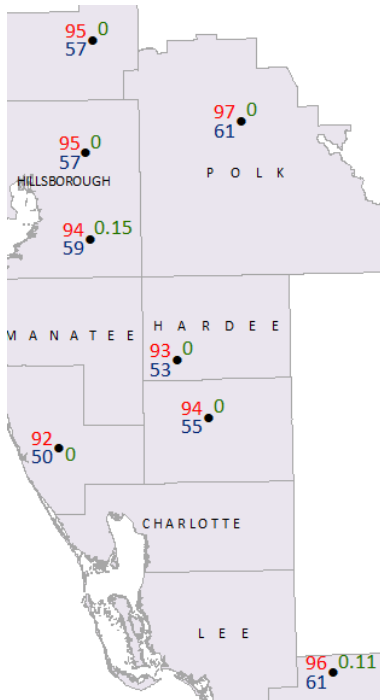
Northwest District



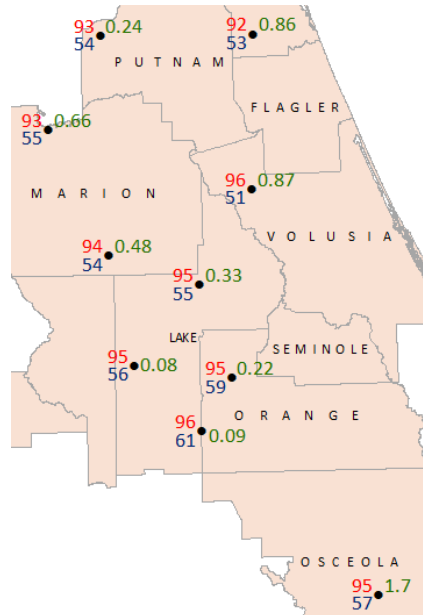
Northeast District



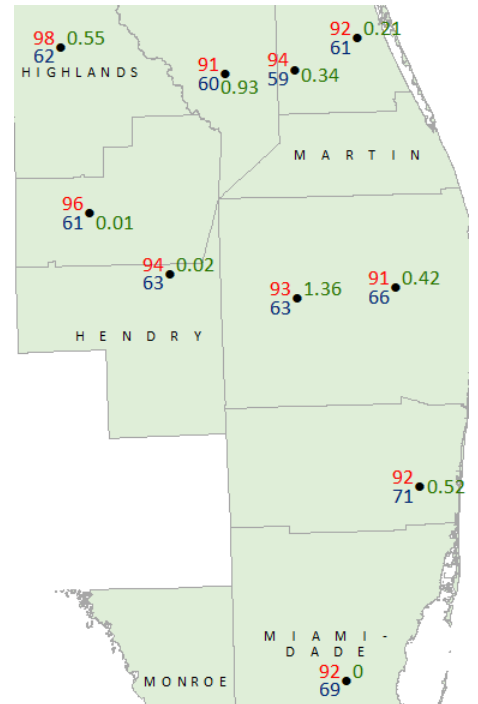
Southwest District



Central District



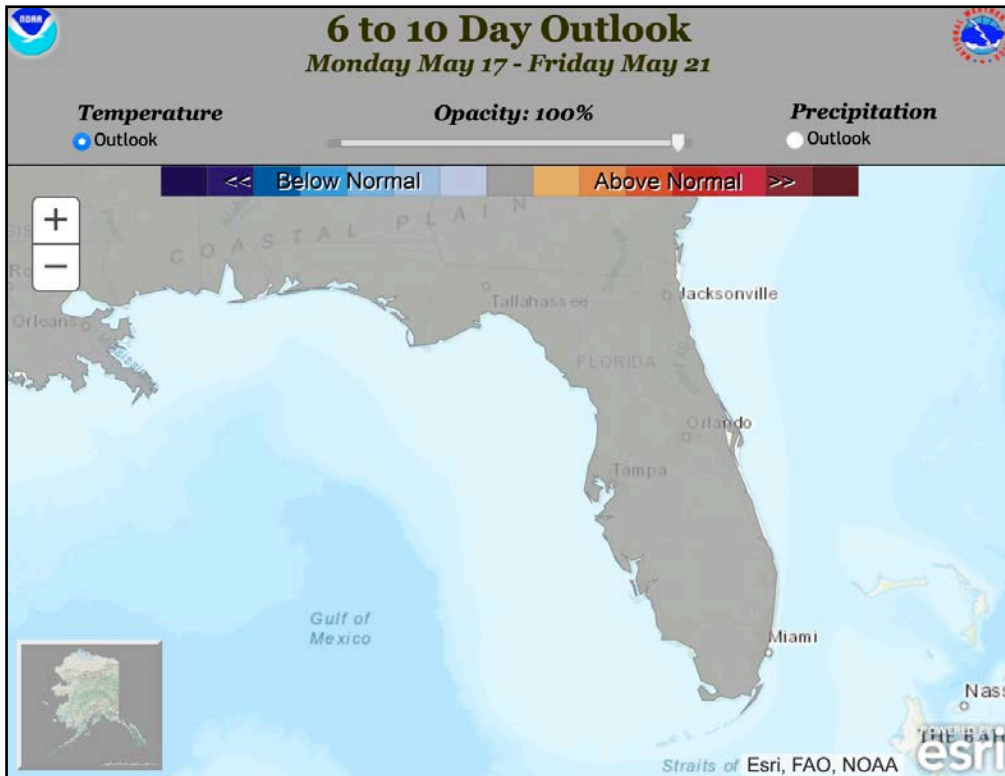
Southeast District



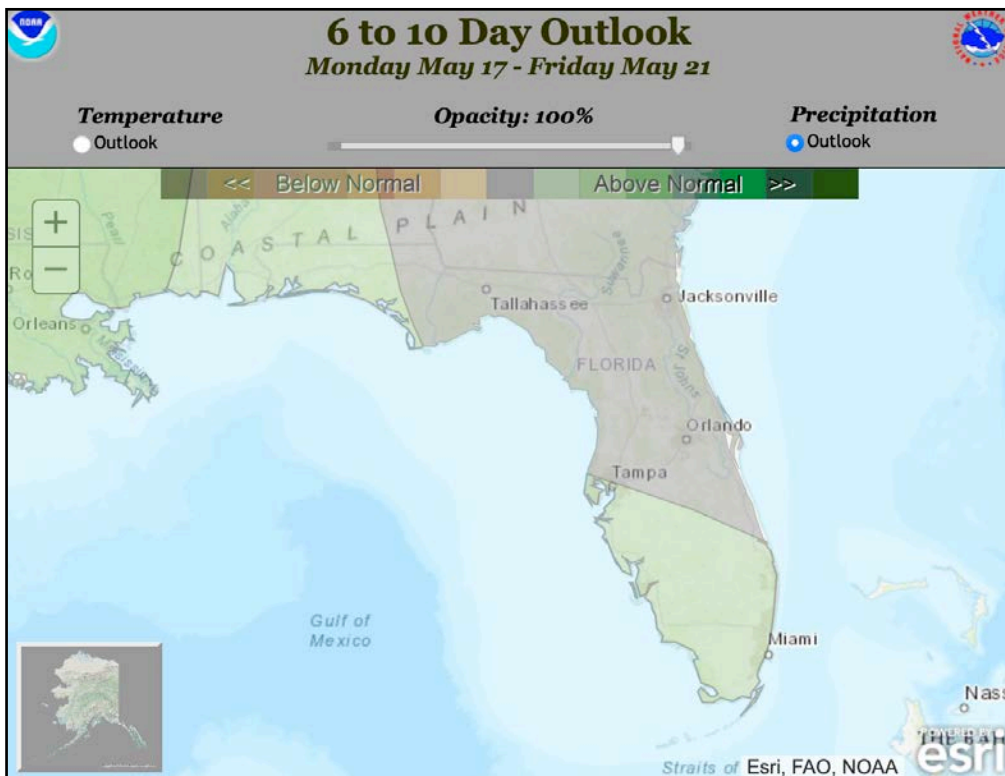
● 7-day rainfall (inches) ● 7-day Maximum Temperature (°F) ● 7-day Minimum Temperature (°F)



NWS 6-10 DAY OUTLOOKS



NWS 6-10 day Temperature Outlook



NWS 6-10 day Rainfall Outlook

