

# Extension Agricultural Weather Report

May 18, 2020 - May 25, 2020

## STATEWIDE CROP SUMMARY

(Data provided by the National Agricultural Statistics Service Crop Progress and Condition Report)

### General

There were 6.0 days suitable for field work.

Precipitation estimates ranged from no rain in multiple locations to 6.1 inches in Fort Lauderdale (Broward County).

The average temperature ranged from 76.3°F in Crestview (Okaloosa County) to 83.2°F in Big Pine Key (Monroe County).

### Livestock and Pastures

Pasture condition improved statewide due to widespread rainfall.

Cattle condition remained mostly good.

### Fruits and Vegetables

A variety of fruits and vegetables were harvested and brought to market in the southern peninsula.

Watermelon harvest continued in the northern/central peninsula, and was nearly complete in the south.

Vegetable season was nearly over in much of the southern peninsula.

### Field Crops

Cotton and peanut planting continued in the panhandle and northern peninsula.

Hay cutting was reported in areas of the state that received little rainfall.

Sugarcane harvesting continued in some areas.

### Citrus

Maximum temperatures ranged from the mid 80s to mid 90s, with Mt. Plymouth (Lake County) reaching 97°F.

The greatest rainfall occurred in Palmdale (Glades County), and Labelle (Hendry County), both of which received just over 2 inches. According to the May 21, 2020 U.S. Drought Monitor, the northern and southern areas remained under abnormally dry to moderate drought conditions, while the central region transitioned to drought free status.

Valencia orange harvest dropped below 2.6 million boxes harvested weekly.

Grapefruit, tangerine, and tangelo harvests were nearly over for the season.

Next season oranges were quarter to golf ball sized, and grapefruit were golf ball sized and larger.

Grove activities included mowing, spraying nutritionals, herbicide application, and taking care of resets.

Irrigation was run routinely in all areas.

### Soil Moisture Summary

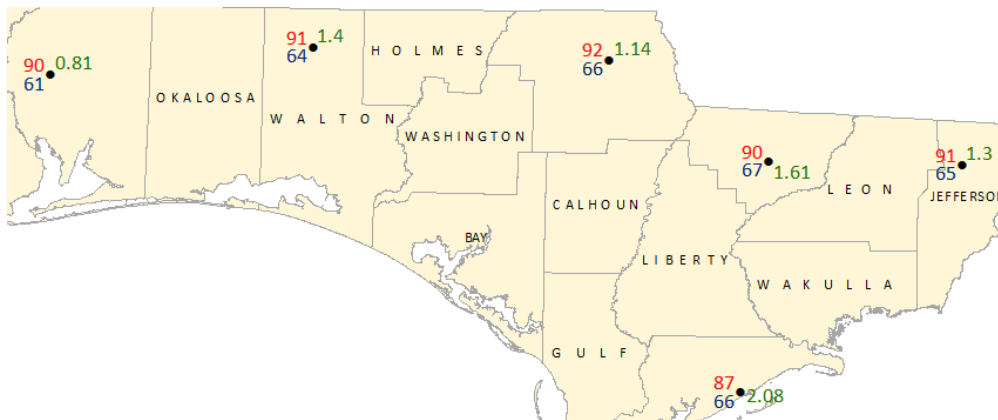
(Data provided by the National Agricultural Statistics Service Crop Progress and Condition Report)

TOPSOIL	THIS WEEK (%)	PREVIOUS WEEK (%)
Very Short	8	5
Short	56	27
Adequate	35	57
Surplus	1	11

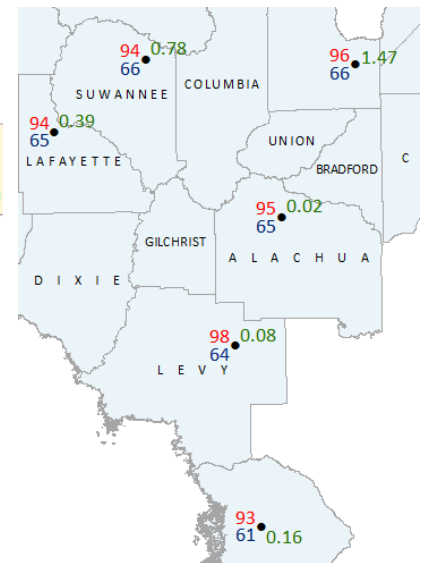


# Weekly Temperature & Rainfall Data from FAWN Stations by District

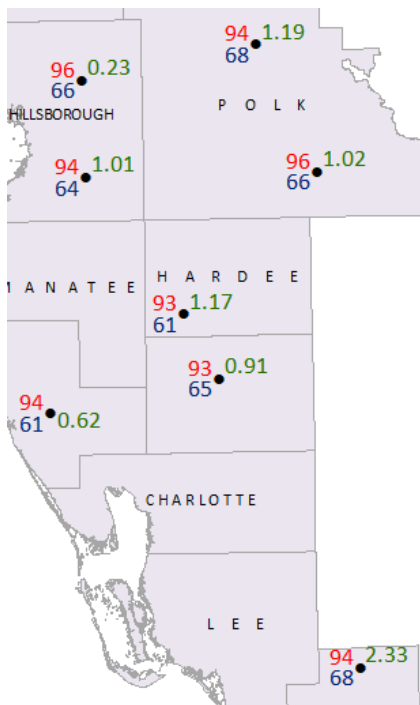
Northwest District



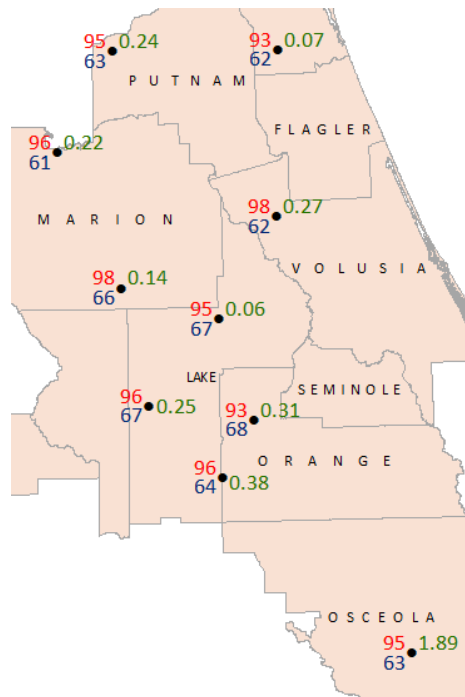
Northeast District



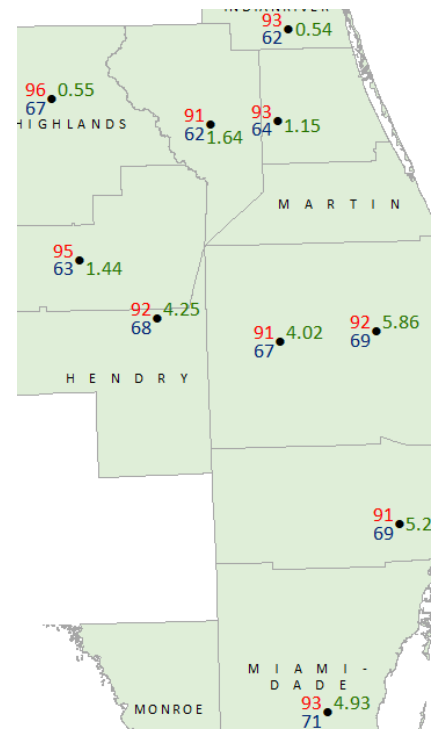
Southwest District



Central District



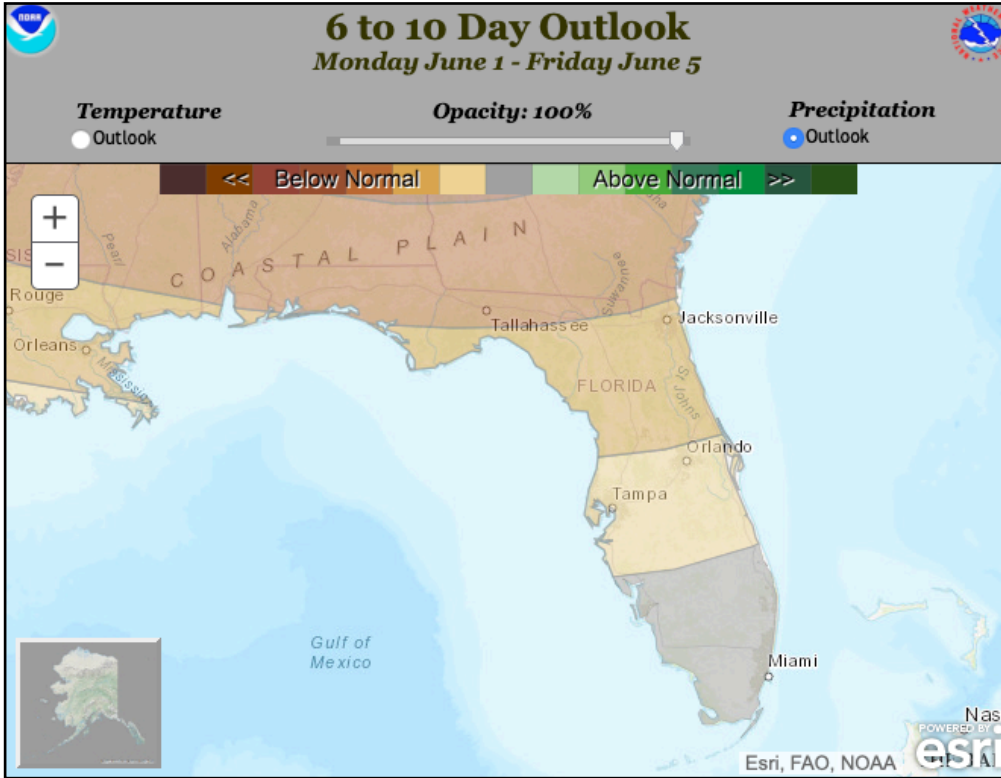
Southeast District



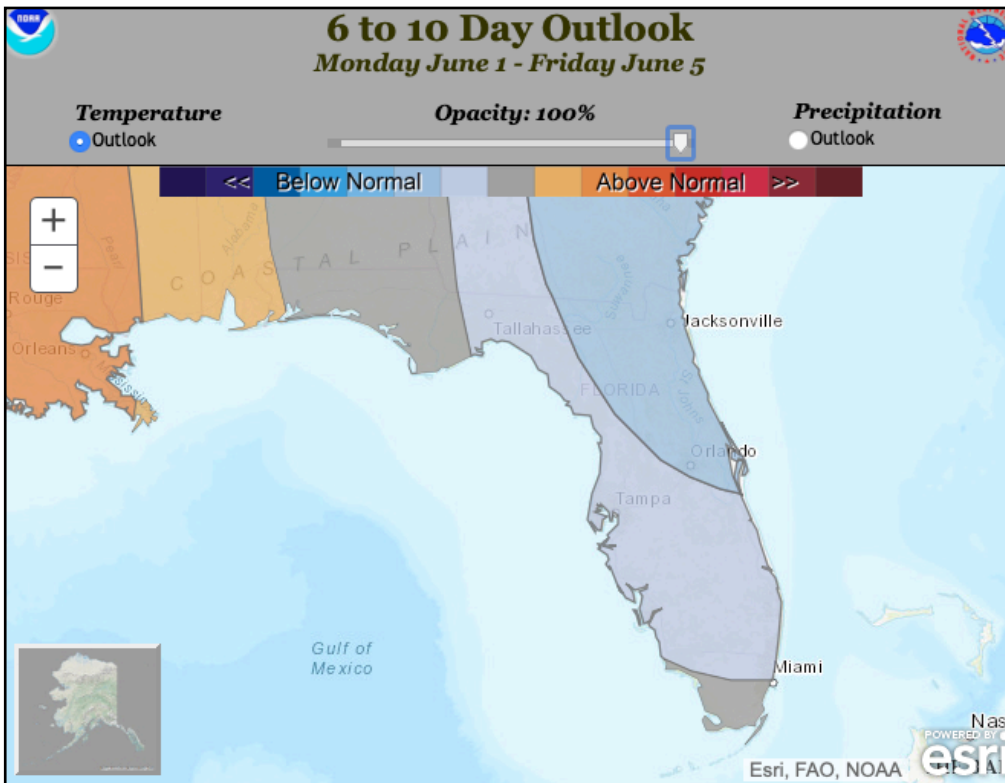
● 7-day rainfall (inches) ● 7-day Maximum Temperature (°F) ● 7-day Minimum Temperature (°F)



# NWS 6-10 DAY OUTLOOK



NWS 6-10 day Rainfall Outlook



NWS 6-10 day Temperature Outlook

