

Extension Agricultural Weather Report

June 08, 2020 - June 15, 2020

STATEWIDE CROP SUMMARY

(Data provided by the National Agricultural Statistics Service Crop Progress and Condition Report)

General

There were 6.0 days suitable for field work.

Precipitation estimates ranged from trace amounts in multiple locations to 13.6 inches in White Springs (Hamilton County).

The average temperature ranged from 75.5°F in Fernandina Beach (Nassau County) to 84.8°F in Punta Gorda (Charlotte County).

Livestock and Pastures

Pasture condition continued improving statewide due to rainfall and high temperatures.

Cattle condition remained mostly good.

Fruits and Vegetables

A variety of fruits and vegetables were harvested and brought to market.

Peninsula growers continued cleaning/fallowing fields and planting cover crops.

Watermelon harvesting continued in the northern peninsula.

Producers in the northern peninsula reported concern that standing water in fields may cause disease pressure.

Whitefly pressures were reported in the western panhandle.

Field Crops

Recent rainfall and warmer temperatures improved cotton and peanut growing conditions.

Sugarcane entered its grand growth period.

Citrus

Maximum temperatures ranged from the mid 80s to mid 90s, with Central Florida (Lake County) reaching 95°F.

The northern and western areas received the most rainfall, with Lakeland (Polk County) receiving 2.8 inches. According to the June 11, 2020 U.S. Drought Monitor, the entire citrus growing region was drought free.

Valencia harvest continued winding down for the season, and all other varieties were finished.

Next season oranges were approximately golf ball sized, and grapefruit were larger.

Growers pushed non-productive trees and planted new ones as trees became available.

Grove activities included mowing, hedging, spraying nutritionals and insecticides, herbicide application, fertilizing, and general grove maintenance.

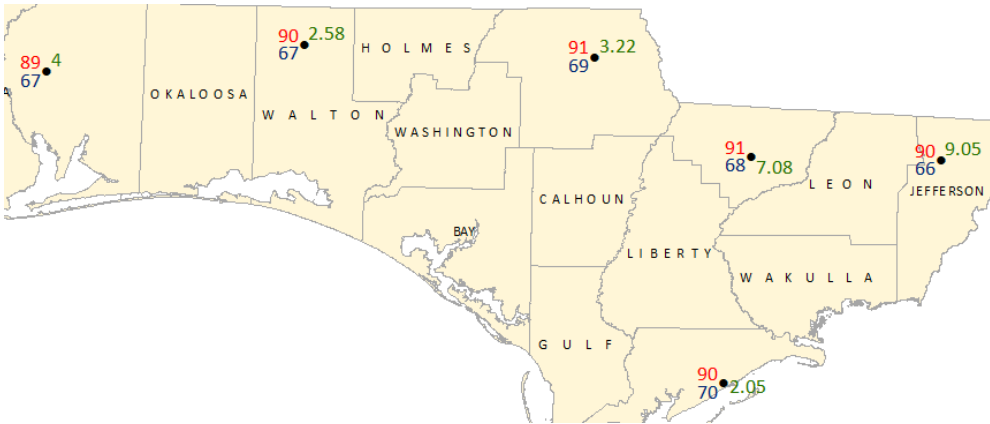
Soil Moisture Summary

(Data provided by the National Agricultural Statistics Service Crop Progress and Condition Report)

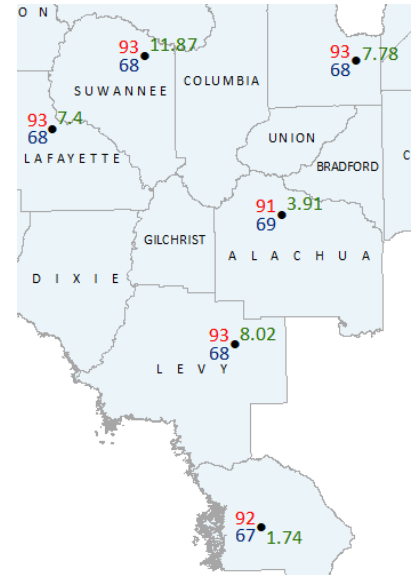
TOPSOIL	THIS WEEK (%)	PREVIOUS WEEK (%)
Very Short	1	1
Short	7	11
Adequate	68	75
Surplus	24	13

Weekly Temperature & Rainfall Data from FAWN Stations by District

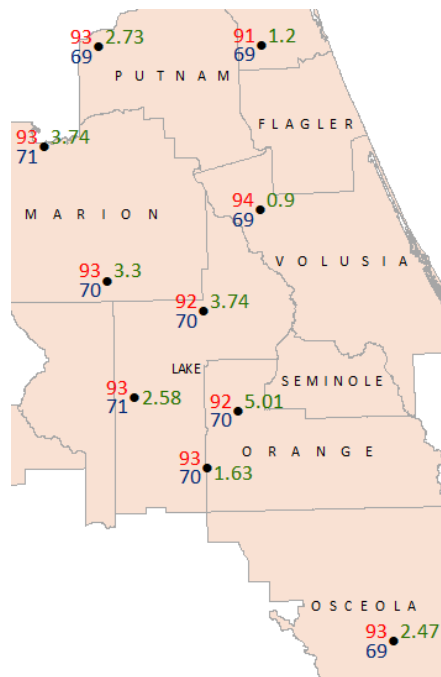
Northwest District



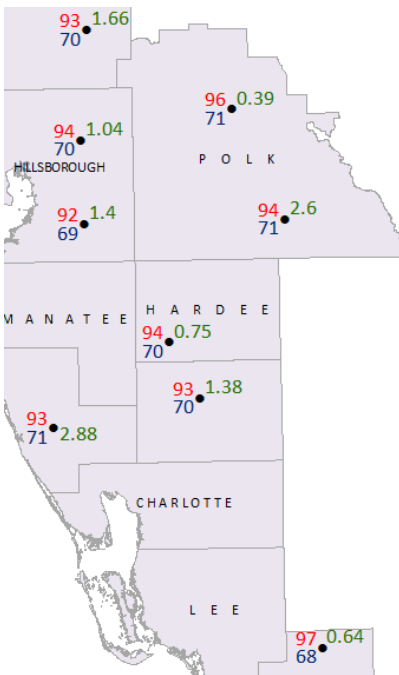
Northeast District



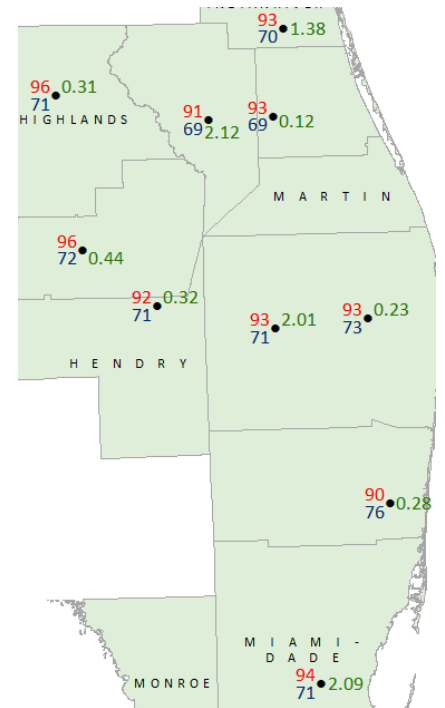
Central District



Southwest District



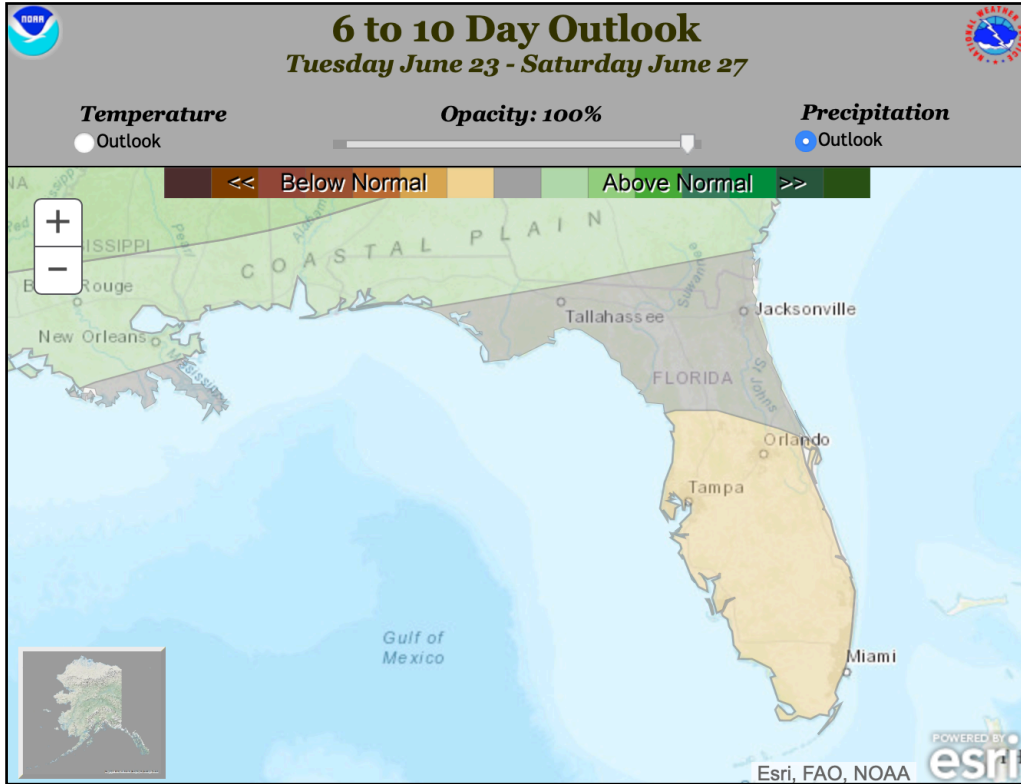
Southeast District



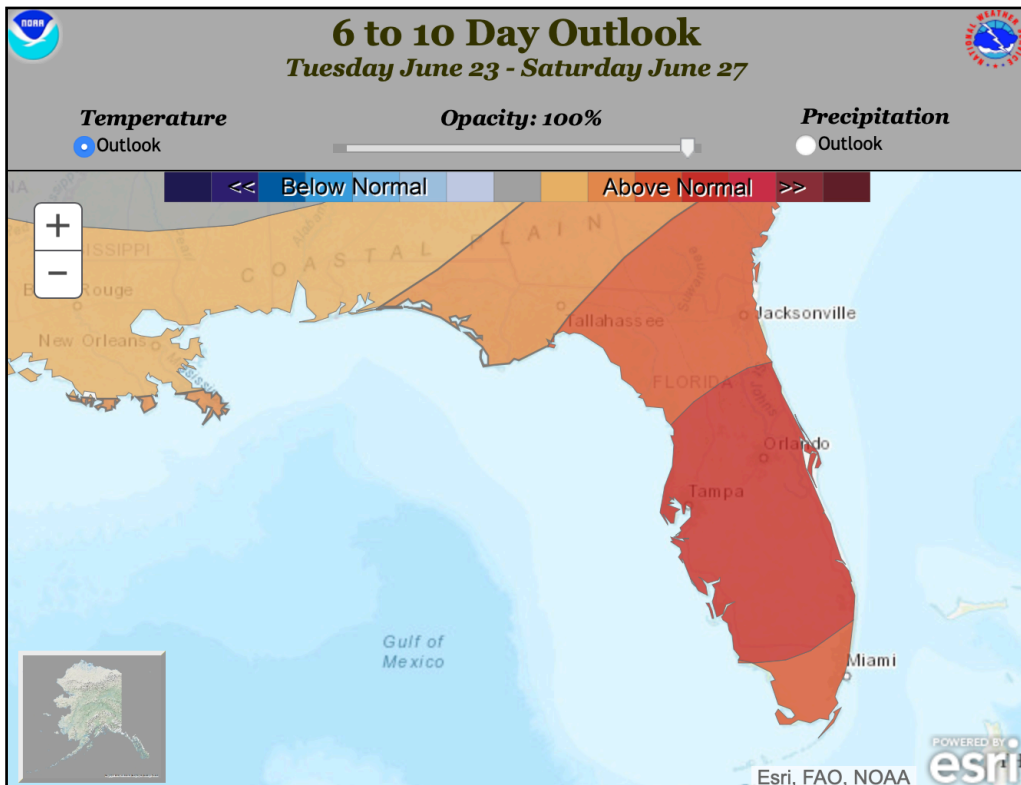
● 7-day rainfall (inches) ● 7-day Maximum Temperature (°F) ● 7-day Minimum Temperature (°F)



NWS 6-10 DAY OUTLOOK



NWS 6-10 day Rainfall Outlook



NWS 6-10 day Temperature Outlook

