

Extension Agricultural Weather Report

June 22, 2020 - June 29, 2020

STATEWIDE CROP SUMMARY

(Data provided by the National Agricultural Statistics Service Crop Progress and Condition Report)

General

There were 6.6 days suitable for field work. Precipitation estimates ranged from no rain in multiple locations to 3.1 inches in Monticello (Jefferson County). The average temperature ranged from 79.2°F in Whiting Field (Santa Rosa County) to 88.4°F in North Miami Beach (Miami-Dade County).

Livestock and Pastures

Cattle condition remained mostly good throughout the state.

Fruits and Vegetables

A variety of fruits and vegetables were harvested and brought to market. Watermelon harvesting continued in the northern peninsula.

Field Crops

Soybean planting was completed in the panhandle. Cotton producers reported that some late-planted fields may suffer due to inconsistent rainfall. Peanut growers in the northern peninsula reported concerns about white mold, other disease pressures, and armyworms. Some panhandle peanut fields were behind because of earlier replanting. Some corn in the panhandle was still under water due to recent rainfall, and some producers were reporting southern corn rust potential. Hay cutting was reported throughout the panhandle and northern peninsula. Some producers reported haylage disease pressures in the northern peninsula.

Citrus

Maximum temperatures ranged from the low to upper 90s, with Central Florida (Lake County) reaching 98°F. The citrus growing region received very little rainfall, with Lakeland (Polk County) receiving 0.7 inches. According to the June 25, 2020 U.S. Drought Monitor, the entire citrus growing region was drought free. Valencia harvest finished and all major processing plants closed for the season, but fresh fruit were still being utilized for the fresh market. Next season's oranges and grapefruit were approximately golf ball to tennis ball sized. Grove activities included mowing, hedging, spraying nutritionals and insecticides, herbicide application, fertilizing, and general grove maintenance. Irrigation was run several times per week in most areas.

Soil Moisture Summary

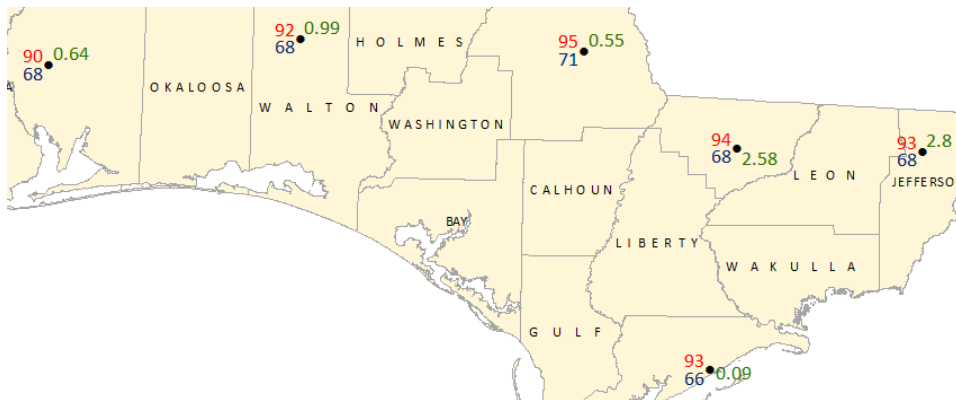
(Data provided by the National Agricultural Statistics Service Crop Progress and Condition Report)

TOPSOIL	THIS WEEK (%)	PREVIOUS WEEK (%)
Very Short	8	5
Short	20	41
Adequate	68	52
Surplus	4	2

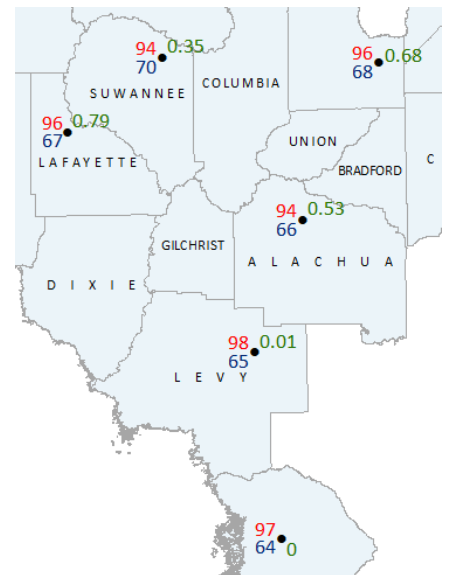


Weekly Temperature & Rainfall Data from FAWN Stations by District

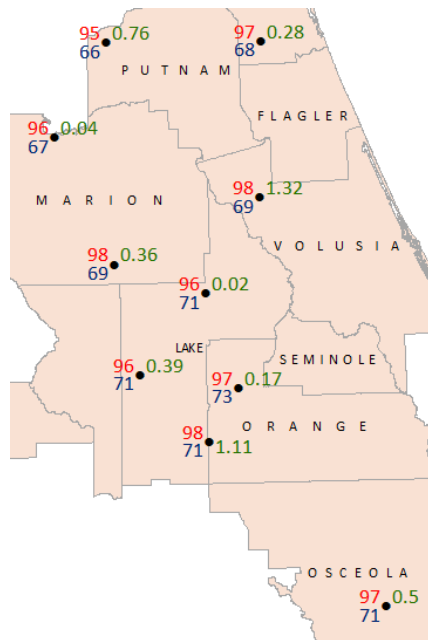
Northwest District



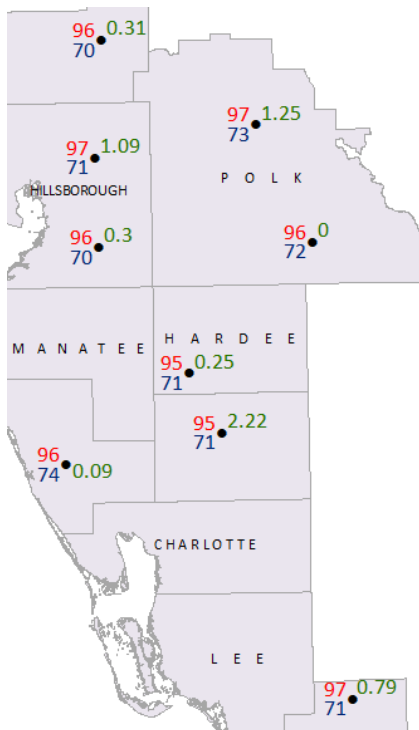
Northeast District



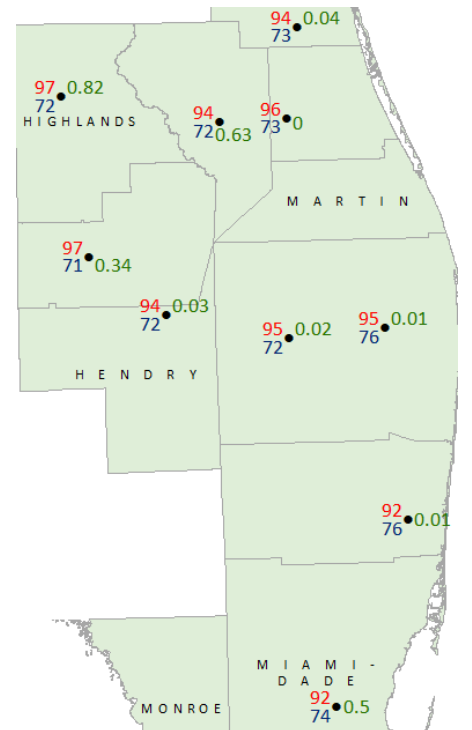
Central District



Southwest District



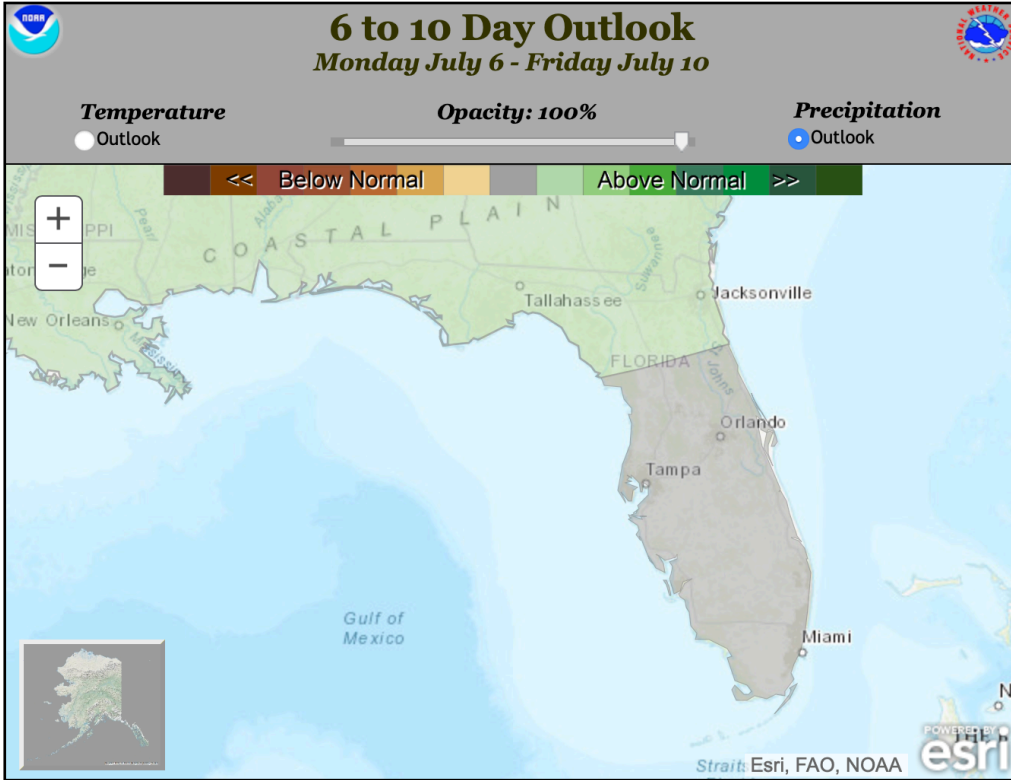
Southeast District



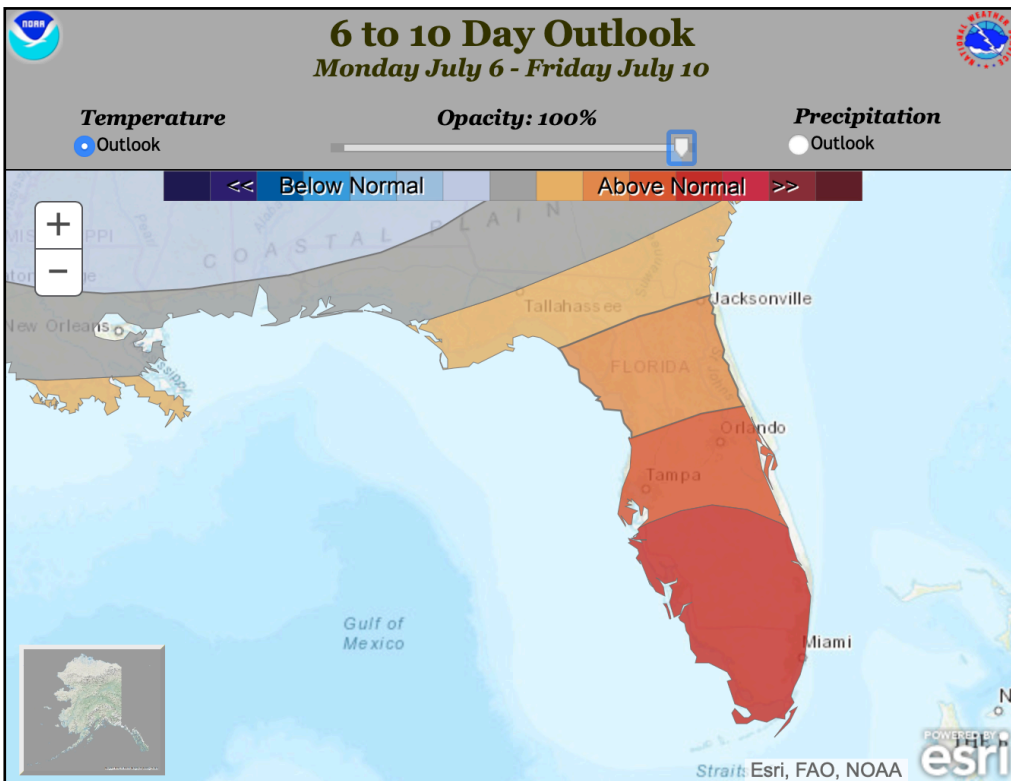
● 7-day rainfall (inches) ● 7-day Maximum Temperature (°F) ● 7-day Minimum Temperature (°F)



NWS 6-10 DAY OUTLOOK



NWS 6-10 day Rainfall Outlook



NWS 6-10 day Temperature Outlook

