

# Extension Agricultural Weather Report

July 20, 2020 - July 27, 2020

## STATEWIDE CROP SUMMARY

(Data provided by the National Agricultural Statistics Service Crop Progress and Condition Report)

### General

There were 6.4 days suitable for field work.

Precipitation estimates ranged from trace amounts in multiple locations to 8.2 inches in Key West (Monroe County).

The average temperature ranged from 80.4°F in Perrine (Miami-Dade County) to 85.6°F in Chipley (Washington County).

### Livestock and Pastures

Cattle condition remained mostly good throughout the state.

Some cattle operations in the central and southern peninsula continued shipping calves.

### Fruits and Vegetables

A variety of fruits and vegetables continued being planted and marketed.

Some early tomato planting was reported in the southern peninsula.

Vegetable growers in the southern peninsula continued field preparations for fall planting, including disking and herbicide application.

### Field Crops

Recent rainfall and warm temperatures helped improve row crop condition in much of the panhandle and northern peninsula, but some growers reported worsening conditions where rainfall was only spotty.

Harvest of corn for grain and silage continued in the panhandle and northern peninsula, but some was impacted by southern rust.

Hay cutting continued across the state.

Sugarcane growth continued, with continued reports of some laying down due to recent storms.

### Citrus

Maximum temperatures ranged from the high 80s to low 90s, with Clermont (Lake County) and Central Florida (Lake County) both reaching 93°F.

The citrus growing region received moderate rainfall, with Dade City (Pasco County) receiving 4.2 inches, and Bartow (Polk County) receiving 3.4 inches. According to the July 23, 2020 U.S. Drought Monitor, most of the citrus growing region remained drought free, with portions of the western and southern areas under abnormally dry conditions.

Next season's early oranges were approximately tennis ball sized, Valencia oranges were approximately golf ball sized, and grapefruit varied from tennis ball to baseball in size.

Grove activities included mowing, spraying, herbicide application, fertilizing, removal of dead trees, and general grove maintenance.

Irrigation was run in some areas.

### Soil Moisture Summary

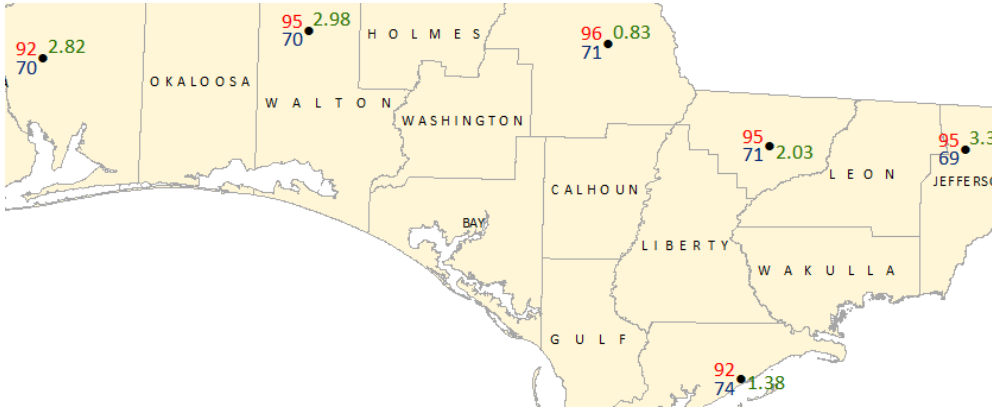
(Data provided by the National Agricultural Statistics Service Crop Progress and Condition Report)

TOPSOIL	THIS WEEK (%)	PREVIOUS WEEK (%)
Very Short	1	1
Short	18	9
Adequate	78	85
Surplus	3	5

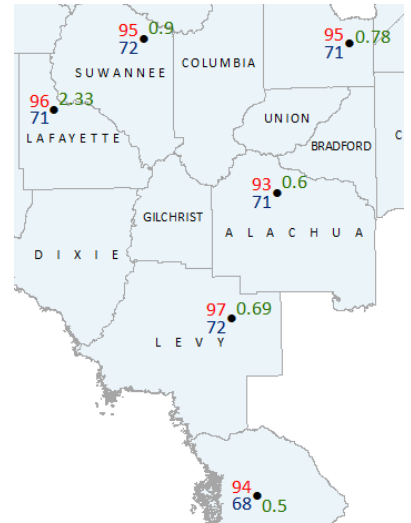


# Weekly Temperature & Rainfall Data from FAWN Stations by District

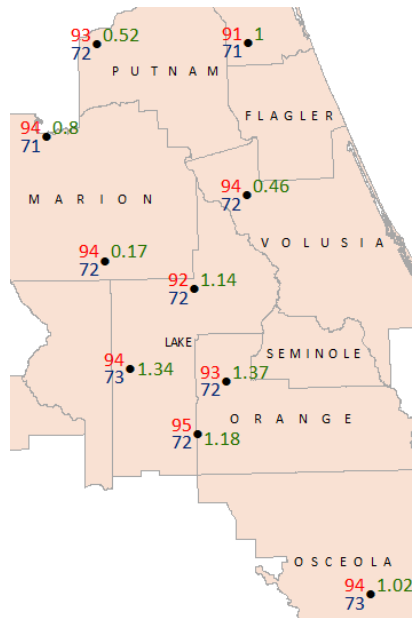
Northwest District



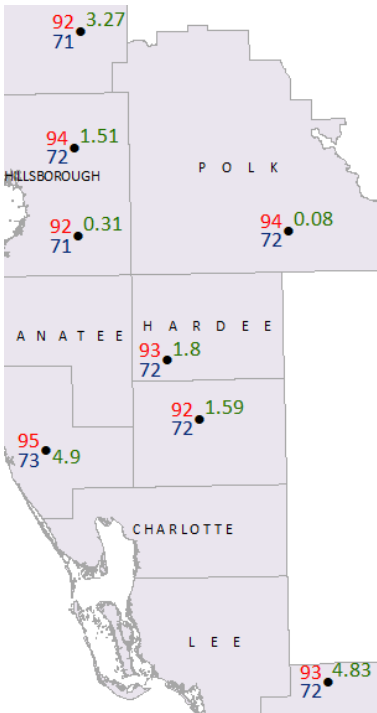
Northeast District



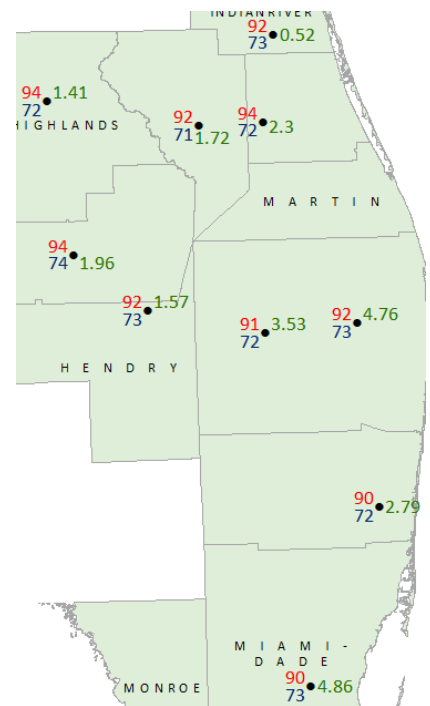
Central District



Southwest District



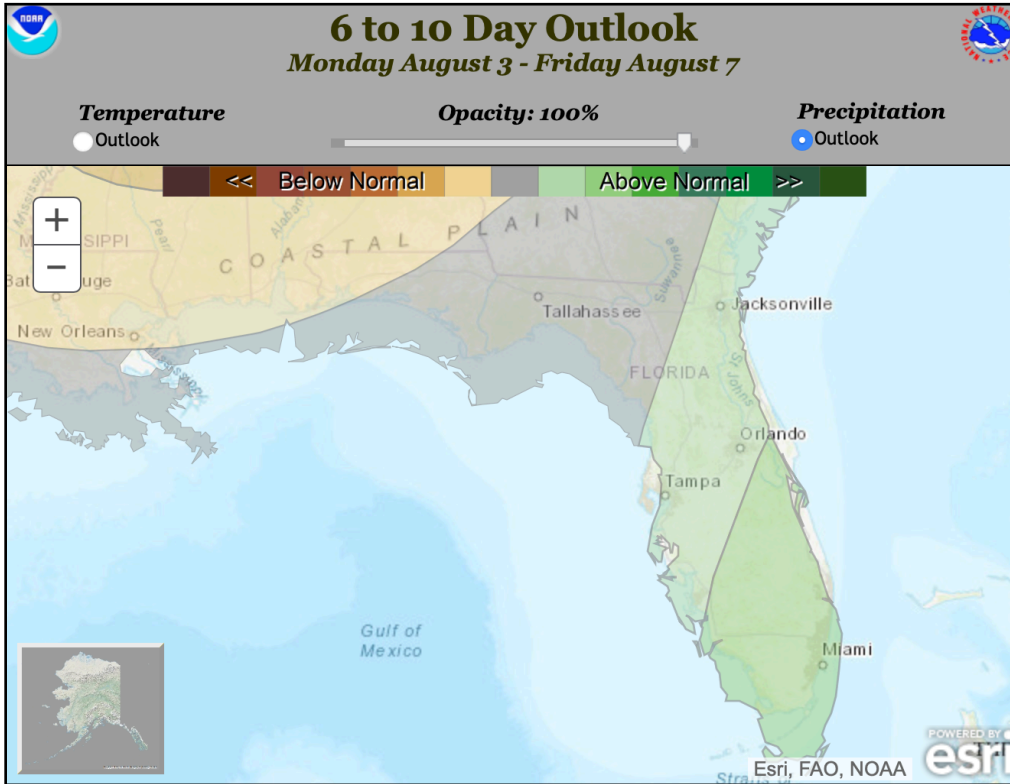
Southeast District



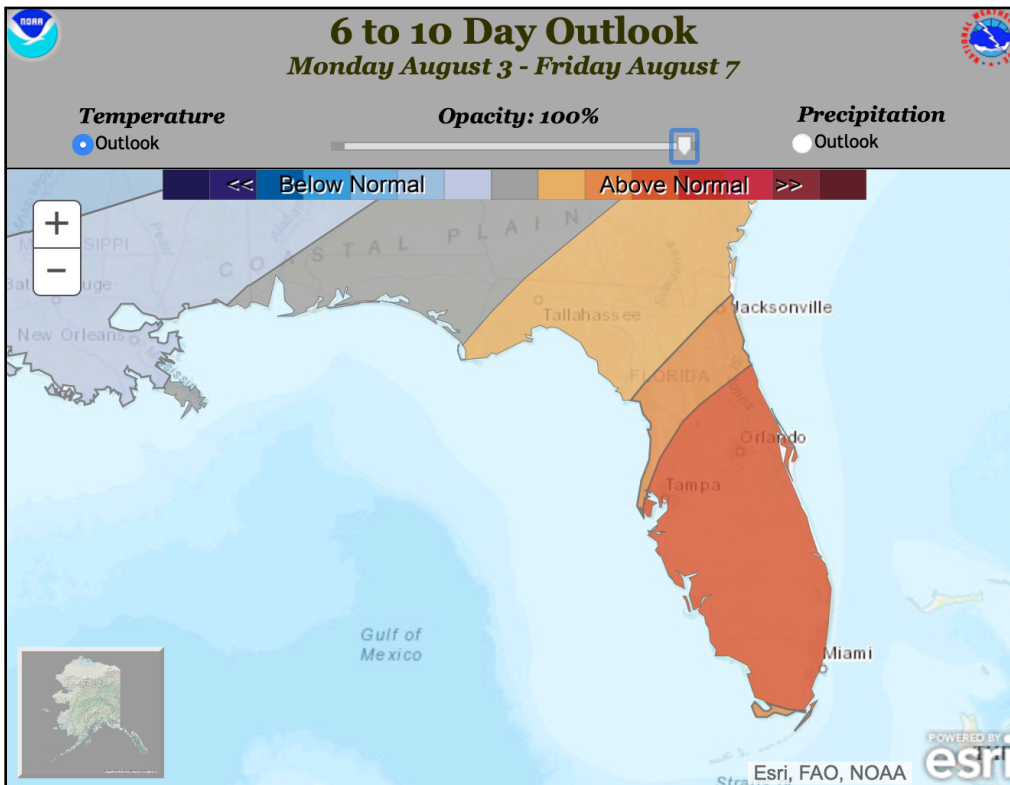
● 7-day rainfall (inches) ● 7-day Maximum Temperature (°F) ● 7-day Minimum Temperature (°F)



# NWS 6-10 DAY OUTLOOK



NWS 6-10 day Rainfall Outlook



NWS 6-10 day Temperature Outlook

