

# Extension Agricultural Weather Report

August 03, 2020 - August 10, 2020

## STATEWIDE CROP SUMMARY

(Data provided by the National Agricultural Statistics Service Crop Progress and Condition Report)

### General

There were 6.6 days suitable for field work. Precipitation estimates ranged from trace amounts in multiple locations to 6.8 inches in Jacksonville (Duval County). The average temperature ranged from 80.6°F in Jasper (Hamilton County) to 87.8°F in Key West (Monroe County).

### Livestock and Pastures

Cattle condition remained mostly good throughout the state. Spotty rainfall hindered some pasture growth.

### Fruits and Vegetables

A variety of fruits and vegetables continued being planted and marketed. Vegetable growers in the southern peninsula continued field preparations for fall planting, including preparing land and laying plastic. Some early tomato planting was reported to begin soon. Producers in central and western parts of the state began preparing for strawberry planting.

### Field Crops

Peanut producers were optimistic about the current crop, but reported some fungus and pest issues, and some wilting and drought stress. Harvest of corn for grain and silage continued in the panhandle and northern peninsula. Hay cutting continued across the state. Sugarcane growth continued, and looked to be in good condition.

### Citrus

Maximum temperatures were in the high 90s across the region, with Mount Plymouth (Lake County) reaching 95°F, and Central Florida (Lake County) reaching 97°F. The citrus growing region received widespread rainfall, with Muse (Glades County) receiving 4.1 inches, and Mount Plymouth (Lake County) receiving 3.0 inches. According to the August 4, 2020 U.S. Drought Monitor, most of the citrus growing region remained drought free, with only portions of the western and southern areas under abnormally dry conditions. Next season's early oranges were approximately tennis ball sized, Valencia oranges were approximately golf ball sized, and grapefruit varied from baseball to softball in size. Grove activities included mowing, spraying, herbicide application, fertilizing, planting new trees, and general grove maintenance. Irrigation was run in some areas.

### Soil Moisture Summary

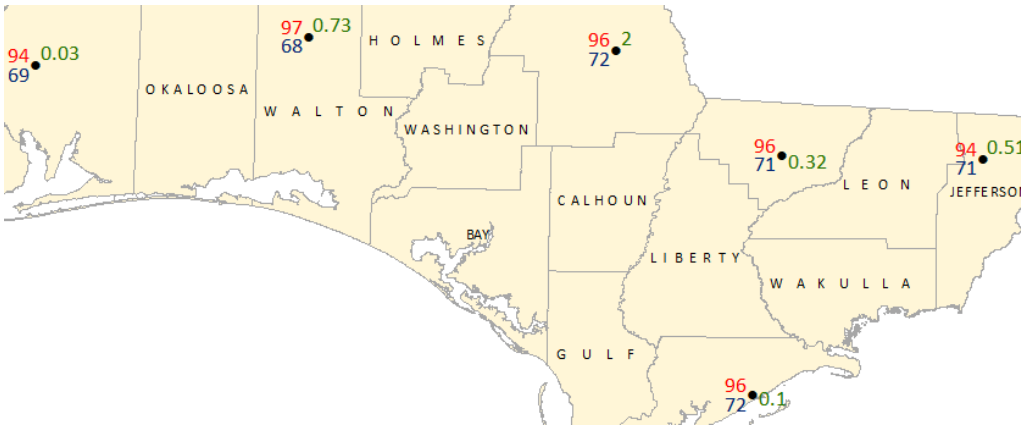
(Data provided by the National Agricultural Statistics Service Crop Progress and Condition Report)

TOPSOIL	THIS WEEK (%)	PREVIOUS WEEK (%)
Very Short	0	7
Short	9	11
Adequate	81	76
Surplus	10	6

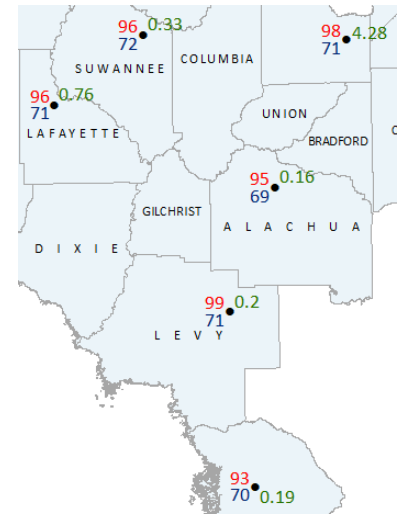


# Weekly Temperature & Rainfall Data from FAWN Stations by District

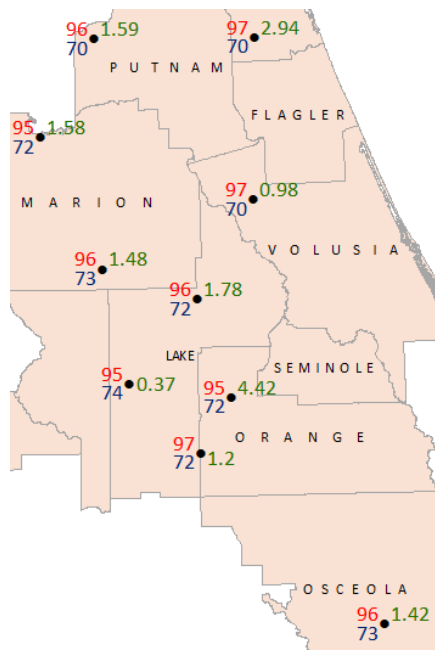
Northwest District



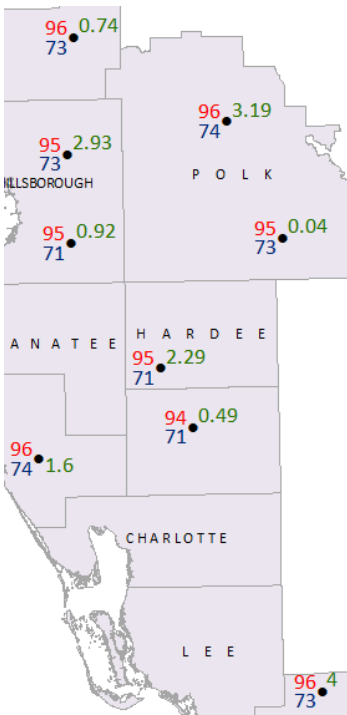
Northeast District



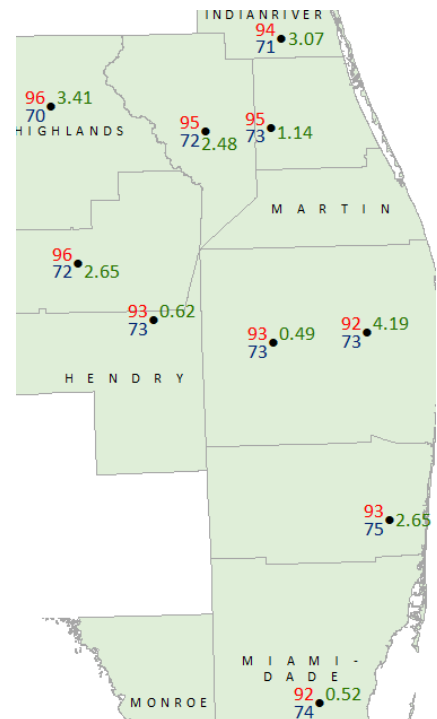
Central District



Southwest District



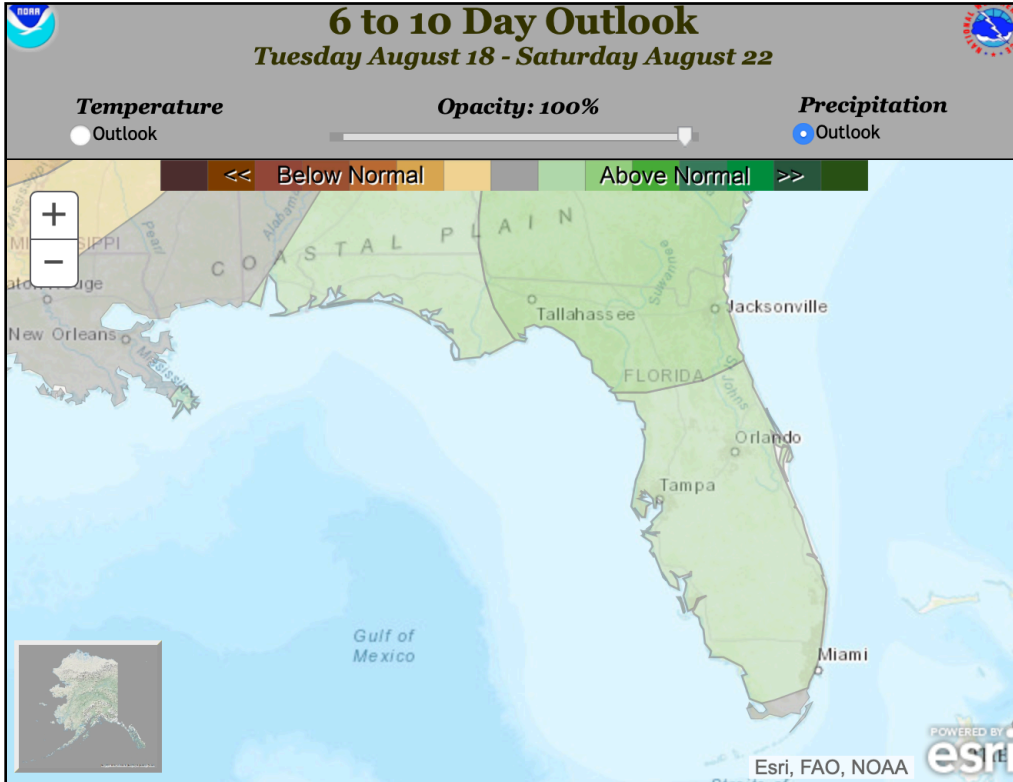
Southeast District



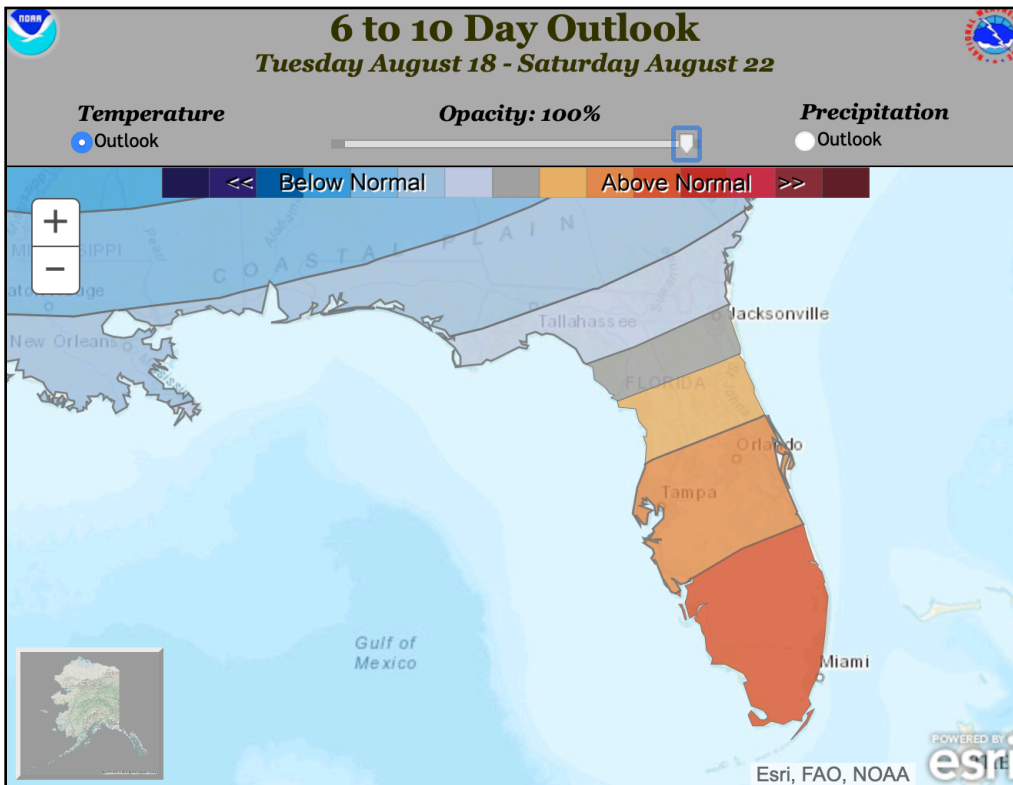
● 7-day rainfall (inches) ● 7-day Maximum Temperature (°F) ● 7-day Minimum Temperature (°F)



## NWS 6-10 DAY OUTLOOK



NWS 6-10 day Rainfall Outlook



NWS 6-10 day Temperature Outlook

