

Extension Agricultural Weather Report

October 05, 2020 - October 12, 2020

STATEWIDE CROP SUMMARY

(Data provided by the National Agricultural Statistics Service Crop Progress and Condition Report)

General

There were 6.3 days suitable for field work.

Precipitation estimates ranged from no rain in multiple locations to 3.9 inches in Jacksonville Beach (Duval County).

The average temperature ranged from 71.3°F in Glen St. Mary (Baker County) to 86.0°F in Cape Florida (Miami-Dade County).

Livestock and Pastures

Cattle and pasture condition remained mostly good throughout the state.

Calves were seen in some pastures.

Pastures showed some seasonal decline and some fields were prepared for cool season forage.

Fruits and Vegetables

A variety of fruits and vegetables continued being planted and marketed.

Vegetable growers in the southern peninsula continued field preparations for fall planting.

Field Crops

Cotton was defoliated, but not much was harvested.

Peanut harvest remained challenging due to persistent rainfall, and disease continued threatening crop quality.

Hay was cut as weather conditions permitted.

Sugarcane continued in the southern peninsula.

Citrus

Maximum temperatures were in the mid 80s to low 90s across the region.

Rainfall was light and isolated across the region, with a few stations receiving 0.5 inches or less. Sebring

(Highlands County) received the most at 2.1 inches.

According to the October 8th, 2020 U.S. Drought Monitor, the entire citrus growing region was drought free.

Growers began harvesting Fallglo and Early Pride tangerines for the fresh market.

Limited red grapefruit and navel oranges just started coming into packinghouses, and early non-Valencia oranges were being processed in small quantities.

Next season's early and mid-season (non-Valencia) oranges were sizing above average, and fruit sets were lighter than normal for both Valencia and non-Valencia oranges.

Grapefruit quality was good, and larger than average in size.

Grove activities included fertilizing, spraying herbicides and general grove maintenance.

Irrigation was run several times in most areas.

Soil Moisture Summary

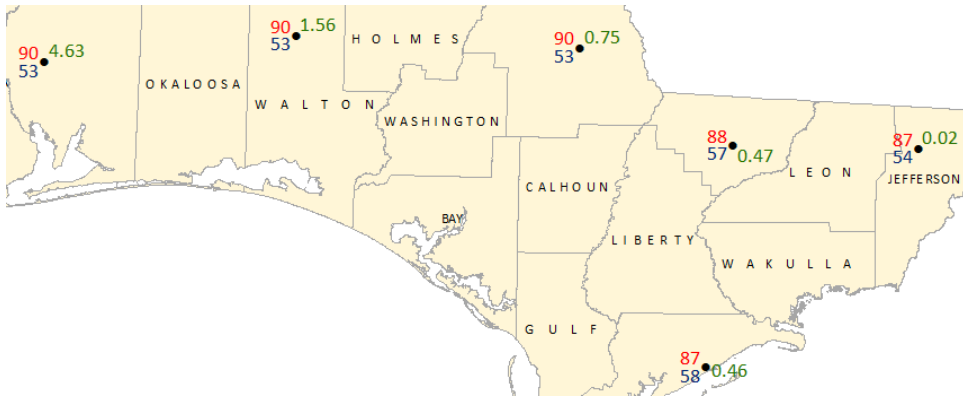
(Data provided by the National Agricultural Statistics Service Crop Progress and Condition Report)

TOPSOIL	THIS WEEK (%)	PREVIOUS WEEK (%)
Very Short	0	0
Short	2	4
Adequate	69	71
Surplus	29	25

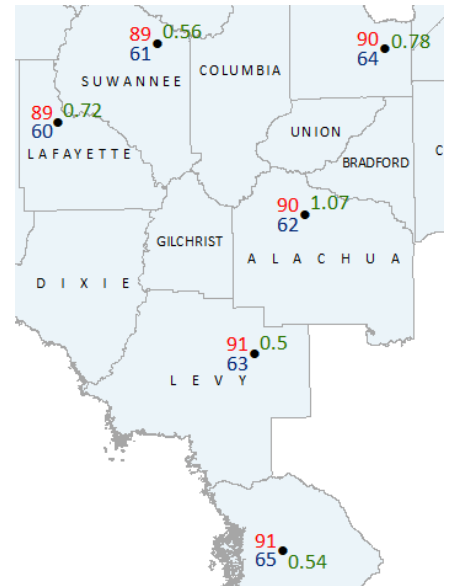


Weekly Temperature & Rainfall Data from FAWN Stations by District

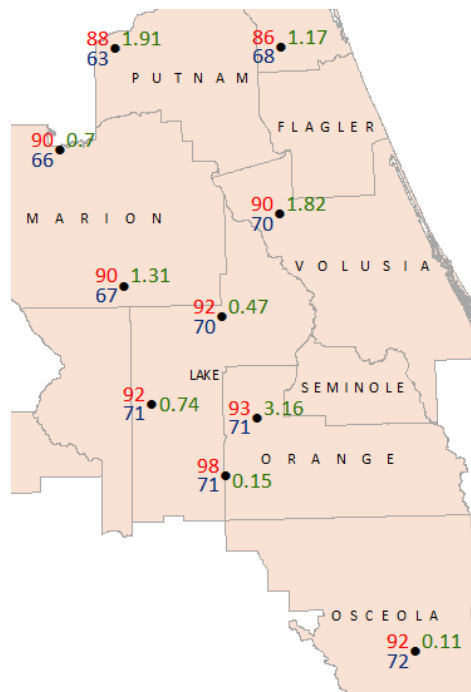
Northwest District



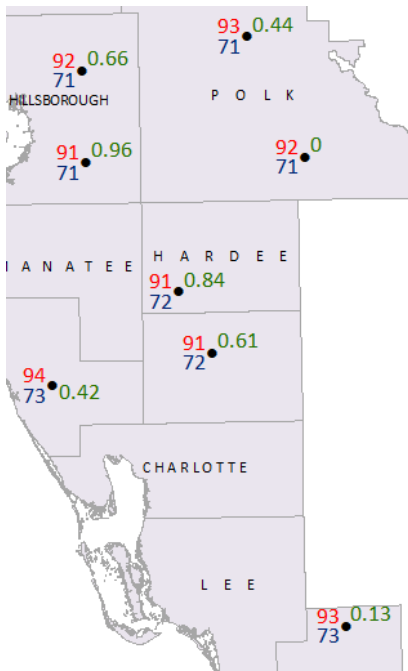
Northeast District



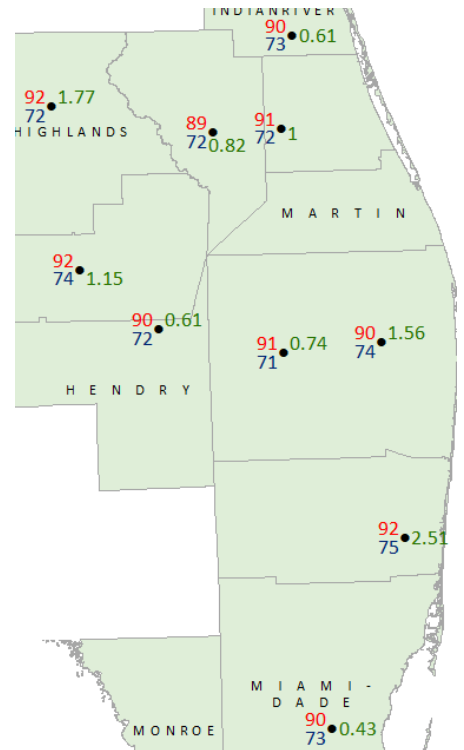
Central District



Southwest District



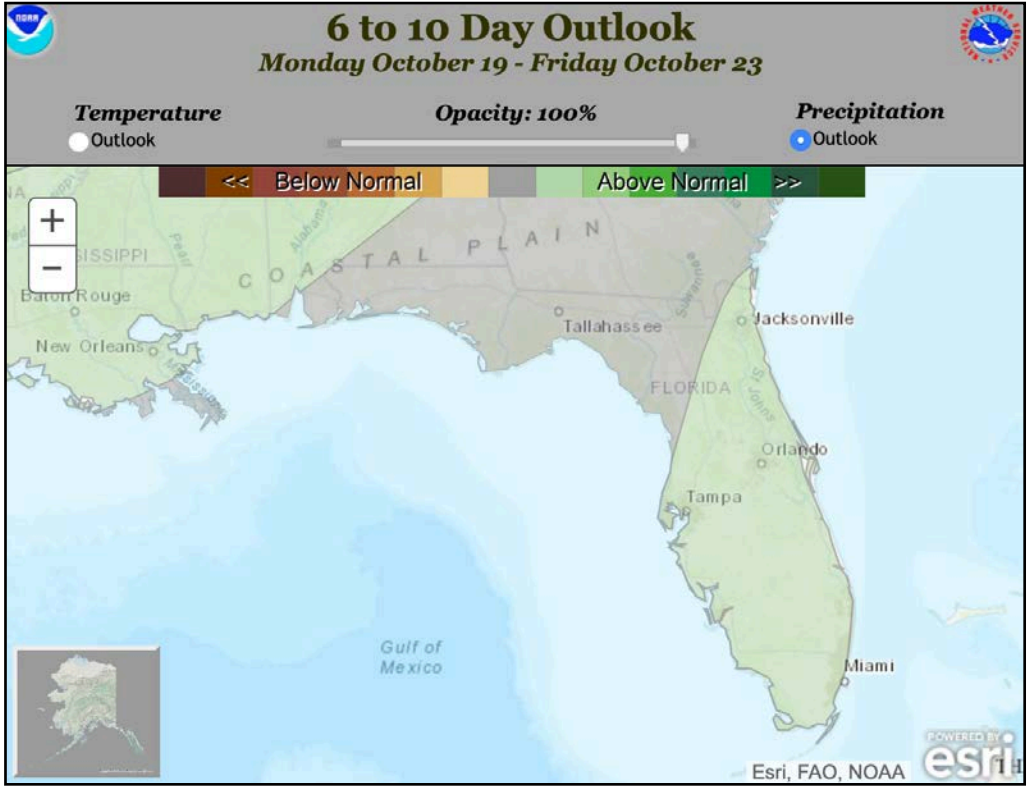
Southeast District



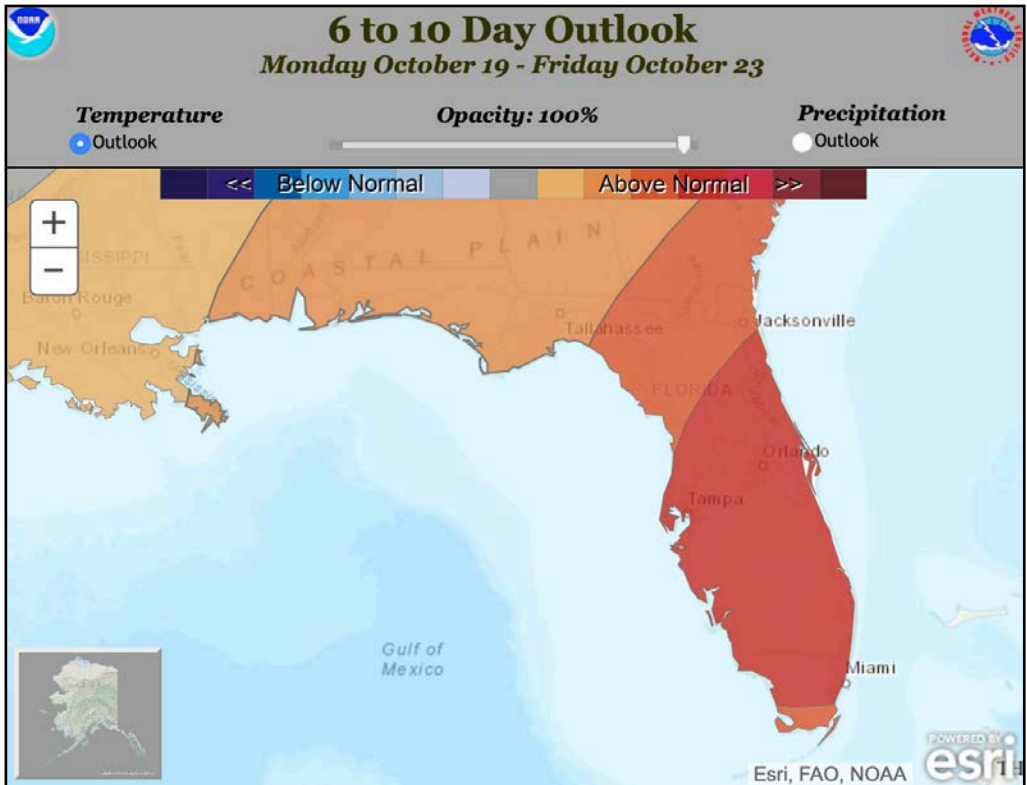
● 7-day rainfall (inches) ● 7-day Maximum Temperature (°F) ● 7-day Minimum Temperature (°F)



NWS 6-10 DAY OUTLOOK



NWS 6-10 day Rainfall Outlook



NWS 6-10 day Temperature Outlook

