

# Extension Agricultural Weather Report

December 21, 2020 - December 28, 2020.

## STATEWIDE CROP SUMMARY

(Data provided by the National Agricultural Statistics Service Crop Progress and Condition Report)

### General

There were 6.4 days suitable for field work.

Precipitation estimates ranged from no rain in multiple locations to 3.9 inches in St. Petersburg (Pinellas County).

The average temperature ranged from 45.3°F in Tallahassee (Leon County) to 71.8°F at John Pennekamp State Park (Monroe County).

### Livestock and Pastures

Cattle and pasture condition remained mostly good throughout the state.

Multiple nights of cold temperatures caused some pasture damage in the panhandle, but rain helped overall quality.

### Fruits and Vegetables

A variety of fruits and vegetables were planted and marketed.

Temperatures dipped close to freezing in the southern peninsula. Many producers irrigated for frost/freeze protection, but reported no damage.

### Field Crops

Harvest activities were slowed due to cold weather and rain, but cotton harvest continued and was nearly complete.

Sugarcane planting and harvest continued in the southern peninsula.

### Citrus

Maximum temperatures were in the mid 70s to low 80s across the citrus growing region, with Vero Beach (Indian River County) reaching 84°F.

The greatest rainfall occurred in Lakeland (Polk County), which received 2.7 inches.

According to the December 24, 2020 U.S. Drought Monitor, abnormally dry conditions covered parts of Marion County, but the rest of the citrus growing region remained drought free.

Growers continued harvesting early and mid-season non-Valencia oranges, grapefruit, Navels, and early and mid-season tangelos and tangerines, all for the fresh market.

Most processing plants were closed December 31st and January 1st, but were scheduled to begin receiving fruit again on January 2nd.

Grove activities included mowing, fertilizing, spraying, and general grove maintenance.

Irrigation was run several times in most areas.

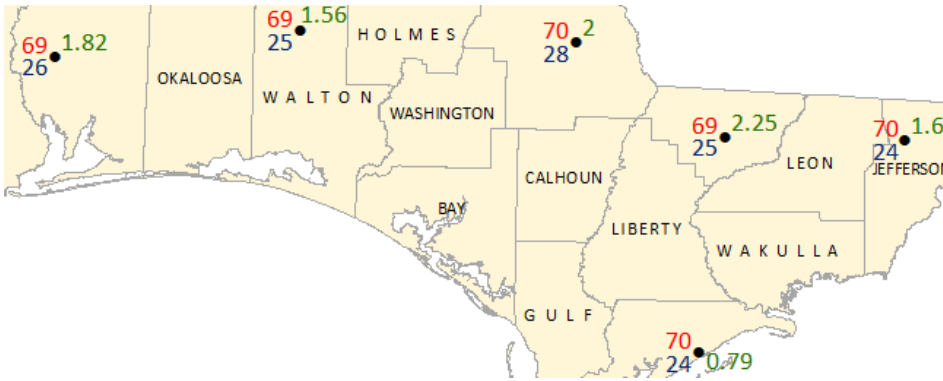
### Soil Moisture Summary

(Data provided by the National Agricultural Statistics Service Crop Progress and Condition Report)

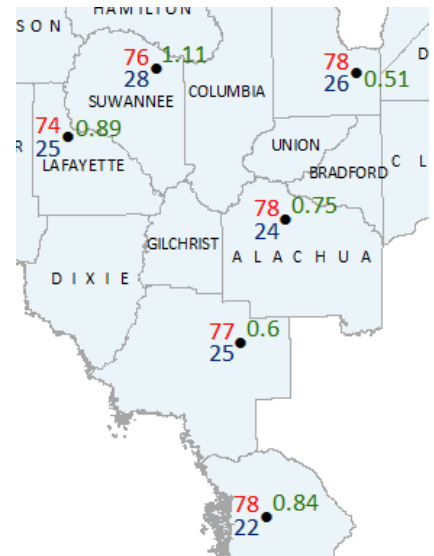
TOPSOIL	THIS WEEK (%)	PREVIOUS WEEK (%)
Very Short	1	1
Short	7	8
Adequate	75	81
Surplus	17	10

# Weekly Temperature & Rainfall Data from FAWN Stations by District

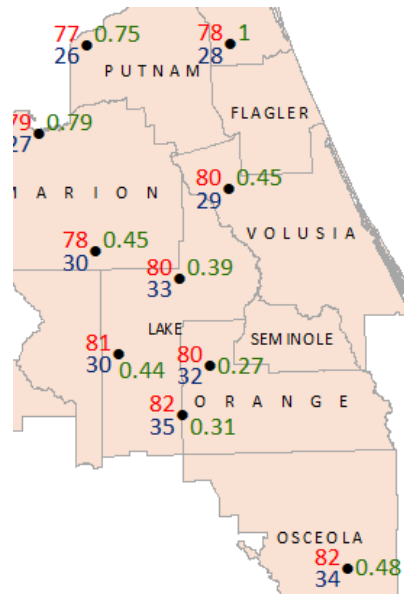
Northwest District



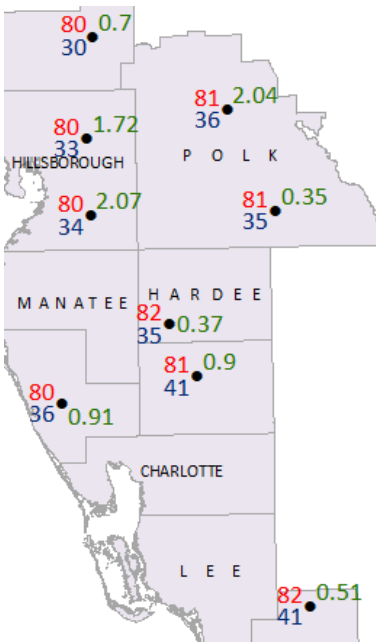
Northeast District



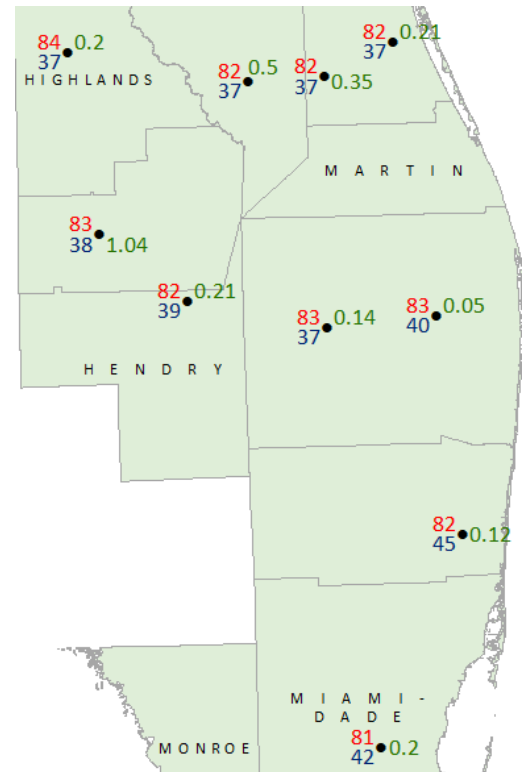
Central District



Southwest District



Southeast District



● 7-day rainfall (inches)    ● 7-day Maximum Temperature (°F)    ● 7-day Minimum Temperature (°F)



FLORIDA AUTOMATED WEATHER NETWORK