

# Extension Agricultural Weather Report

September 14, 2020 - September 21, 2020

## STATEWIDE CROP SUMMARY

(Data provided by the National Agricultural Statistics Service Crop Progress and Condition Report)

### General

There were 5.5 days suitable for field work. Precipitation estimates ranged from trace amounts in multiple locations to 22.6 inches in Pensacola (Escambia County). The average temperature ranged from 72.8°F in Whiting Field (Santa Rosa County) to 86.3°F in Key West (Monroe County).

### Livestock and Pastures

Cattle and pasture condition remained mostly good throughout the state. Some producers reported that heifers were close to calving.

### Fruits and Vegetables

A variety of fruits and vegetables continued being planted and marketed. Vegetable growers in the southern peninsula continued field preparations for fall planting. Wet conditions caused some fungal and bacterial disease in greens and small fruit.

### Field Crops

Strong winds and heavy rains caused major damage to cotton and peanuts in the panhandle, and prevented harvest. Many panhandle producers reported standing water in fields, and increased disease pressure from white mold and leaf spot. Wet conditions delayed hay harvest in the central and southern peninsula. Sugarcane planting continued, with more expected before harvest begins in the next few weeks.

### Citrus

Maximum temperatures were in the high 80s across the region, with a few locations in the low 90s. Scottsmoor (Brevard County) received 7.0 inches of rainfall, followed by Vero Beach (Indian River County) which received 4.0 inches, and Lakeland (Polk County), which received 2.6 inches. According to the September 17, 2020 U.S. Drought Monitor, the entire citrus growing region was drought free.

Next season's early oranges were approximately baseball sized, Valencia oranges were approximately tennis ball to baseball sized, and grapefruit were approximately softball in size and larger.

Grove activities included mowing, spraying herbicides and nutritionals, copper, and pesticide application, fertilizing, removal of dead trees, planting of new trees, and general grove maintenance.

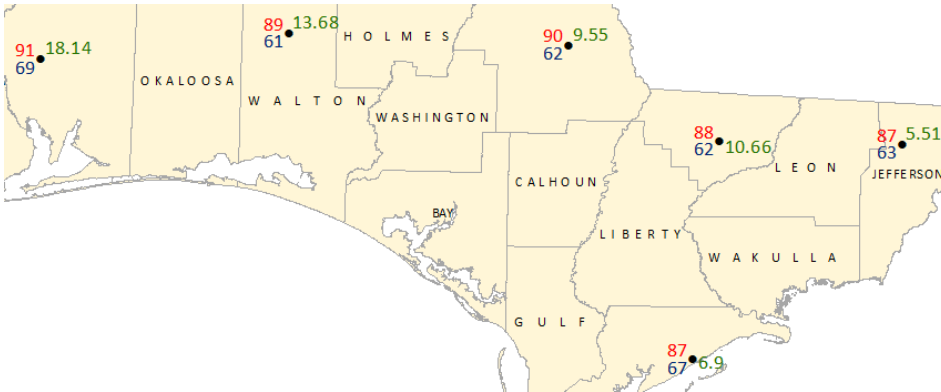
### Soil Moisture Summary

(Data provided by the National Agricultural Statistics Service Crop Progress and Condition Report)

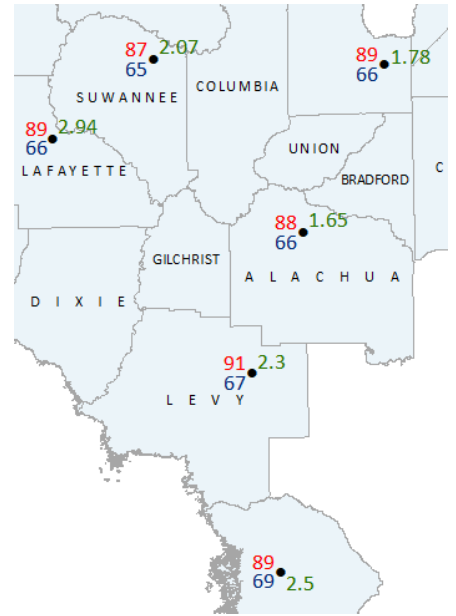
TOPSOIL	THIS WEEK (%)	PREVIOUS WEEK (%)
Very Short	1	0
Short	3	6
Adequate	68	57
Surplus	28	37

# Weekly Temperature & Rainfall Data from FAWN Stations by District

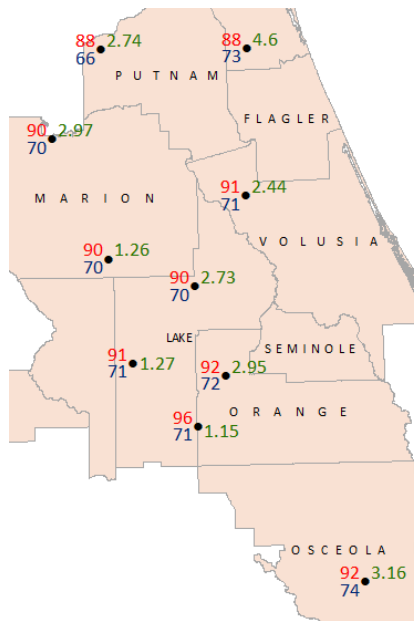
Northwest District



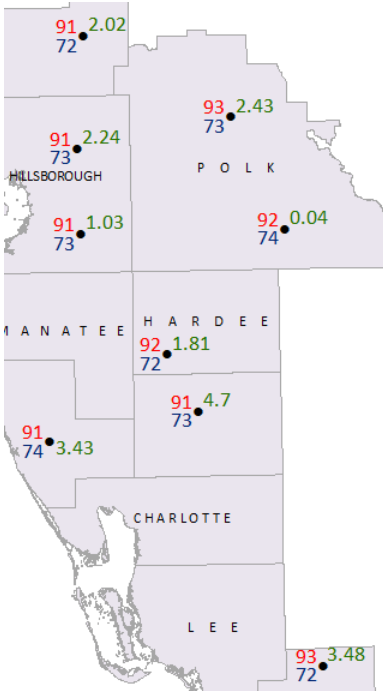
Northeast District



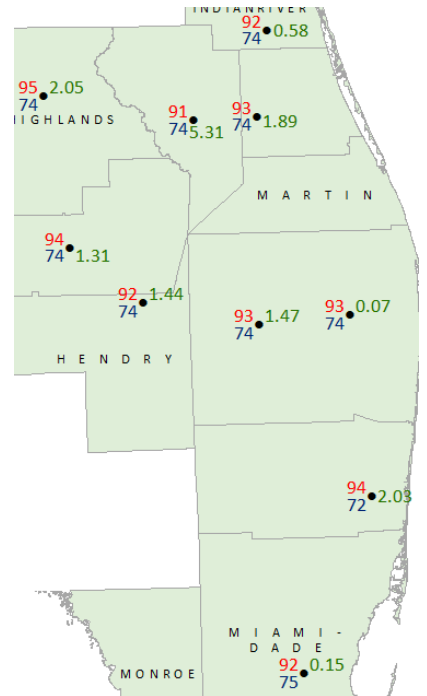
Central District



Southwest District



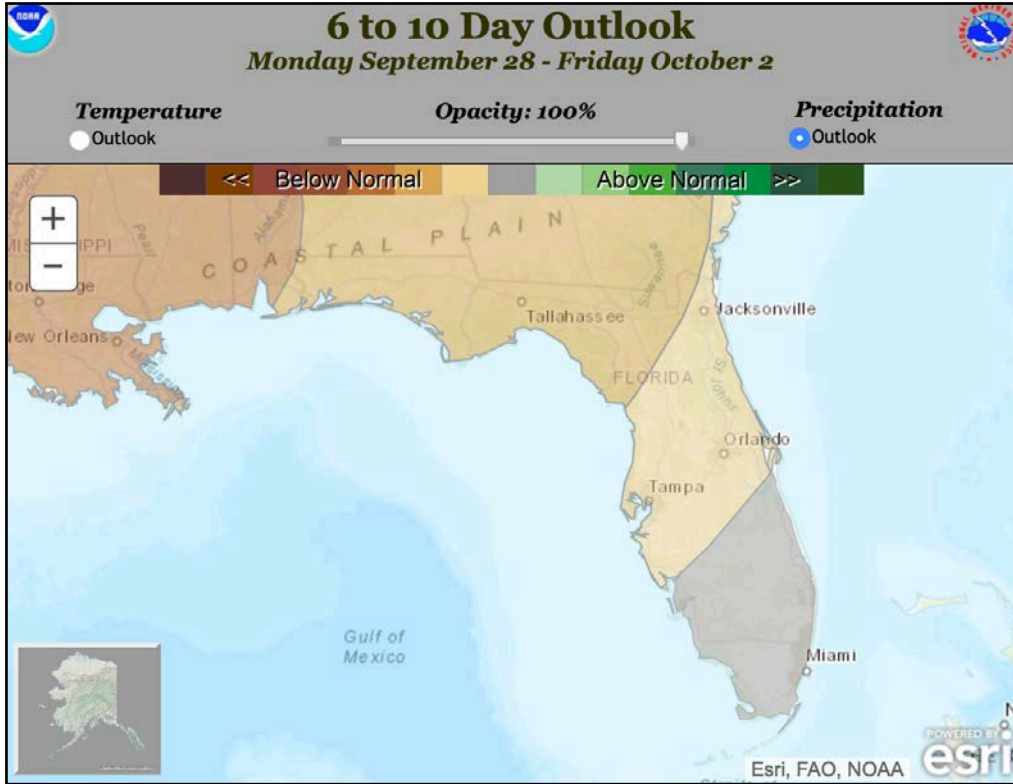
Southeast District



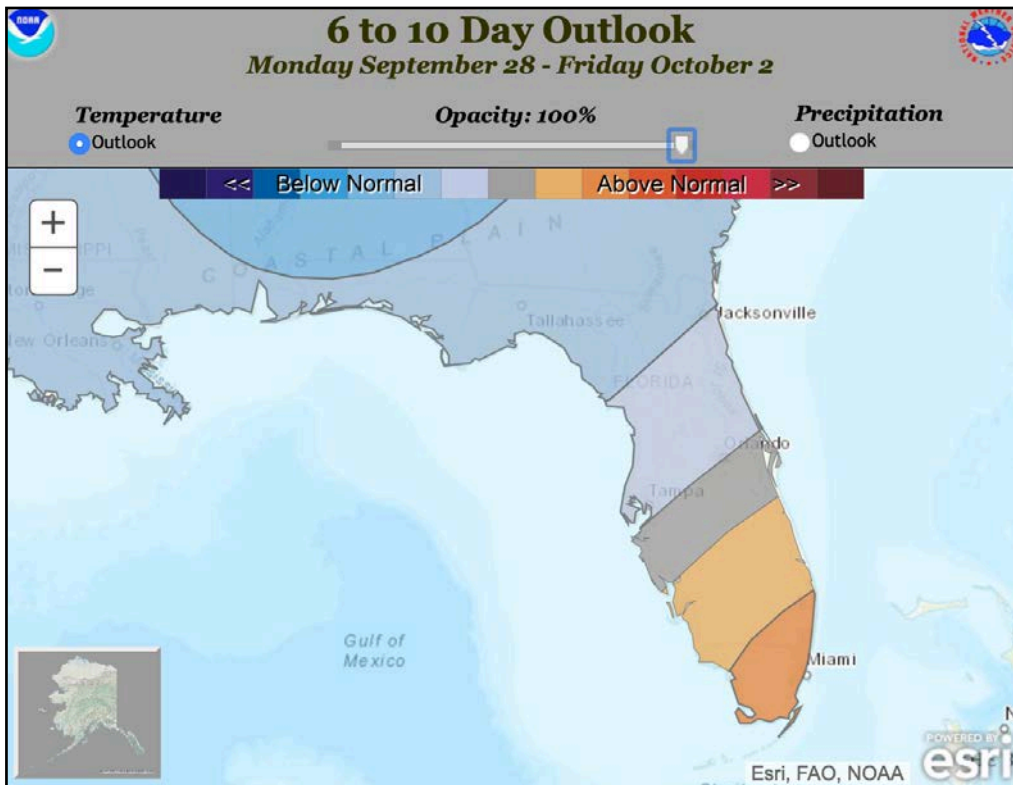
● 7-day rainfall (inches) ● 7-day Maximum Temperature (°F) ● 7-day Minimum Temperature (°F)



## NWS 6-10 DAY OUTLOOK



NWS 6-10 day Rainfall Outlook



NWS 6-10 day Temperature Outlook

